

XS-XG-XP-XD-XSA State Championships

Team Results





Apr 5-7, 2024

Page: 1

Printed: 4/13/2024 2:49:10 PM

Women / XS Combined

Session: All

| Rank | Gym | Team | Score |  |  |  |  |
|------|----------------------|------|----------------|---|---|---|---|
| 1 | Chicago Park Dist | * | 192.750 | 47.375 2 | 49.175 2 | 48.925 1 | 47.275 5 |
| 2 | Gym Stars | * | 192.525 | 47.450 1 | 49.050 4 | 48.825 2 | 47.200 7T |
| 3 | All Around Gymnastic | * | 191.375 | 46.975 4 | 49.100 3 | 48.175 10 | 47.125 10 |
| 4 | Aspire Gymnastics | * | 191.325 | 46.100 14 | 48.925 8 | 48.525 4 | 47.775 1 |
| 5 | Gymnastics X-Calibur | * | 190.650 | 46.425 6 | 48.950 5T | 48.075 13 | 47.200 7T |
| 6 | Elite Core | * | 190.500 | 45.850 20T | 48.950 5T | 48.125 11T | 47.575 2 |
| 7T | USGTC | * | 190.050 | 46.025 16 | 48.625 14 | 47.850 21T | 47.550 3 |
| 7T | Kids Spot | * | 190.050 | 47.150 3 | 48.250 25T | 47.625 30 | 47.025 13 |
| 9 | I-Power | * | 189.950 | 46.650 5 | 48.950 5T | 48.325 5T | 46.025 32 |
| 10 | Gym-Kinetics | * | 189.825 | 46.350 7 | 48.475 18T | 48.575 3 | 46.425 22T |
| 11 | Wilmette Gymnastics | * | 189.750 | 46.125 13 | 48.825 9 | 48.000 14T | 46.800 16T |
| 12 | HUGS | * | 189.725 | 46.050 15 | 49.300 1 | 47.825 23 | 46.550 19 |
| 13 | Gymnastics A Rockfor | * | 189.700 | 45.600 26T | 48.550 16 | 48.300 7 | 47.250 6 |
| 14 | Great River Gymnasti | * | 189.650 | 46.200 10 | 48.700 10T | 47.950 17 | 46.800 16T |
| 15 | Gemini Gymnastics | * | 189.425 | 46.175 11 | 48.675 12 | 48.200 9 | 46.375 26T |
| 16 | UGA - Tinley | * | 189.400 | 45.750 23 | 48.250 25T | 48.000 14T | 47.400 4 |
| 17 | Bartlett Gymnastics | * | 189.300 | 45.850 20T | 48.700 10T | 47.750 24 | 47.000 14 |

XS-XG-XP-XD-XSA State Championships

Team Results





Apr 5-7, 2024

Page: 2

Printed: 4/13/2024 2:49:10 PM

Women / XS Combined

Session: All

| Rank | Gym | Team | Score |  |  |  |  |
|------|----------------------|------|----------------|---|---|---|---|
| 18 | Flip Star Gymnastics | * | 189.125 | 45.850 20T | 48.225 28 | 48.275 8 | 46.775 18 |
| 19 | Gymkhana Gymnastics | * | 188.825 | 45.675 25 | 48.175 29 | 47.925 18 | 47.050 12 |
| 20 | Pride Of Illinois | * | 188.775 | 45.025 40 | 48.250 25T | 48.325 5T | 47.175 9 |
| 21 | Vernon Hills Gym | * | 188.750 | 45.425 31 | 48.400 20 | 47.850 21T | 47.075 11 |
| 22 | Cary Gymnastics | * | 188.575 | 45.725 24 | 48.325 23T | 48.125 11T | 46.400 24T |
| 23 | City Club Gymnastics | * | 188.200 | 45.875 18T | 48.500 17 | 47.650 29 | 46.175 31 |
| 24 | Elite Sports Complex | * | 188.150 | 46.150 12 | 47.700 37T | 47.900 19T | 46.400 24T |
| 25 | Signature Gymnastics | * | 187.975 | 46.275 8 | 48.475 18T | 46.850 42 | 46.375 26T |
| 26 | Souther Illinois Gym | * | 187.675 | 45.950 17 | 48.575 15 | 47.525 32 | 45.625 42 |
| 27 | Oswego Gems | * | 187.325 | 45.200 36 | 48.325 23T | 47.900 19T | 45.900 34T |
| 28 | Gateway Elite | * | 187.300 | 44.875 44 | 48.375 21 | 47.675 28 | 46.375 26T |
| 29 | American Eagles | * | 187.225 | 44.750 45 | 48.650 13 | 47.975 16 | 45.850 36 |
| 30 | Flying High | * | 187.125 | 44.950 43 | 48.075 32 | 47.725 25 | 46.375 26T |
| 31 | LSA | * | 187.100 | 45.250 34T | 48.125 31 | 47.275 36T | 46.450 21 |
| 32 | Libertyville | * | 186.975 | 45.250 34T | 48.025 33 | 47.275 36T | 46.425 22T |
| 33 | BIG | * | 186.950 | 45.875 18T | 48.350 22 | 47.400 34 | 45.325 47 |
| 34 | Gymnastics Zone | * | 186.900 | 45.050 39 | 47.425 44T | 47.550 31 | 46.875 15 |

XS-XG-XP-XD-XSA State Championships

Team Results





Apr 5-7, 2024

Page: 3

Printed: 4/13/2024 2:49:10 PM

Women / XS Combined

Session: All

| Rank | Gym | Team | Score |  |  |  |  |
|------|----------------------|------|----------------|---|---|---|---|
| 35 | MEGA | * | 186.775 | 45.600 26T | 47.350 49 | 47.350 35 | 46.475 20 |
| 36 | Springfield YMCA | * | 186.650 | 46.250 9 | 47.500 42 | 46.950 38T | 45.950 33 |
| 37 | Rising Stars | * | 186.250 | 45.300 32 | 48.150 30 | 46.900 40T | 45.900 34T |
| 38 | Prairie Gymnastics | * | 185.925 | 44.675 49 | 47.250 50 | 47.700 26T | 46.300 30 |
| 39 | Central IL Gymnastic | * | 185.725 | 45.500 29 | 47.075 51T | 47.475 33 | 45.675 40 |
| 40 | Crystal Lake | * | 185.400 | 44.625 50 | 47.425 44T | 47.700 26T | 45.650 41 |
| 41 | St Charles | * | 185.100 | 45.600 26T | 47.950 34 | 46.775 43T | 44.775 52 |
| 42 | Renegade Gymnastics | * | 185.025 | 44.725 46T | 47.750 36 | 46.775 43T | 45.775 37 |
| 43 | Oak Park Gymnastics | * | 184.450 | 45.175 37 | 47.425 44T | 46.250 53 | 45.600 43T |
| 44 | Springfield Gymnasti | * | 184.350 | 44.975 41T | 47.375 47T | 46.625 47 | 45.375 46 |
| 45 | American Academy NB | * | 184.275 | 44.350 51 | 47.650 39 | 46.525 49T | 45.750 38 |
| 46 | Premier West | * | 184.175 | 45.475 30 | 47.550 41 | 45.625 54 | 45.525 45 |
| 47 | Sterling Gymnastics | * | 184.150 | 44.975 41T | 46.950 53 | 46.500 51 | 45.725 39 |
| 48 | The Gym Shop | * | 183.850 | 45.275 33 | 47.375 47T | 46.650 45T | 44.550 53 |
| 49 | Palatine Park Dist. | * | 183.725 | 45.150 38 | 47.700 37T | 46.650 45T | 44.225 55 |
| 50 | Champaign Gymnastics | * | 183.575 | 44.725 46T | 47.075 51T | 46.950 38T | 44.825 51 |
| 51 | Ultimate Gym Carbond | * | 183.525 | 44.725 46T | 46.775 54 | 46.425 52 | 45.600 43T |





XS-XG-XP-XD-XSA State Championships

Team Results

Apr 5-7, 2024

Page: 4
Printed: 4/13/2024 2:49:10 PM

Women / XS Combin
Session: All

| Rank | Gym | Team | Score |  |  |  |  |
|------|--------------------|------|----------------|---|---|---|---|
| 52 | The Zone | * | 183.400 | 43.950 52 | 47.575 40 | 46.900 40T | 44.975 49 |
| 53 | UGA | * | 182.975 | 43.875 53 | 47.475 43 | 46.550 48 | 45.075 48 |
| 54 | Energym Gymnastics | * | 182.750 | 43.475 55 | 47.825 35 | 46.525 49T | 44.925 50 |
| 55 | Gym Fusion | * | 178.625 | 43.650 54 | 45.000 55 | 45.550 55 | 44.425 54 |





XS-XG-XP-XD-XSA State Championships

Team Results

Women / XS Youth Team

Session: All

Apr 5-7, 2024

| Rank | Gym | Team | Score |  |  |  |  |
|------|----------------------|------|----------------|---|---|---|---|
| 1 | Gym Stars | * | 114.900 | 28.450 1 | 29.350 1 | 29.000 2 | 28.100 4 |
| 2 | Chicago Park Dist | * | 114.125 | 27.450 3T | 29.275 2 | 29.225 1 | 28.175 3 |
| 3 | USGTC | * | 113.375 | 27.400 5T | 28.875 8 | 28.750 6T | 28.350 1T |
| 4 | Gateway Elite | * | 113.125 | 27.175 8T | 29.225 4 | 28.750 6T | 27.975 6 |
| 5 | All Around Gymnastic | * | 112.950 | 27.550 2 | 29.075 7 | 28.650 10T | 27.675 10 |
| 6 | Great River Gymnasti | * | 112.850 | 27.450 3T | 29.100 6 | 28.575 12T | 27.725 9 |
| 7 | Elite Core | * | 112.700 | 26.850 18 | 28.775 10 | 28.725 8 | 28.350 1T |
| 8 | Aspire Gymnastics | * | 112.575 | 27.175 8T | 29.175 5 | 28.675 9 | 27.550 12T |
| 9 | I-Power | * | 112.325 | 27.400 5T | 28.850 9 | 28.900 4T | 27.175 18 |
| 10 | Pride Of Illinois | * | 112.300 | 26.825 19 | 28.625 15T | 28.900 4T | 27.950 7 |
| 11 | Flip Star Gymnastics | * | 111.950 | 27.125 11T | 28.050 24 | 28.950 3 | 27.825 8 |
| 12T | LSA | * | 111.900 | 27.125 11T | 28.725 11 | 28.000 18 | 28.050 5 |
| 12T | Gymnastics Zone | * | 111.900 | 27.000 15T | 28.700 12T | 28.650 10T | 27.550 12T |
| 14T | Gemini Gymnastics | * | 111.600 | 27.075 13 | 29.250 3 | 28.450 15 | 26.825 23 |
| 14T | Oswego Gems | * | 111.600 | 27.050 14 | 28.700 12T | 28.575 12T | 27.275 16 |
| 16 | Champaign Gymnastics | * | 111.050 | 26.975 17 | 28.350 22 | 28.475 14 | 27.250 17 |
| 17 | Signature Gymnastics | * | 110.750 | 27.175 8T | 28.575 18 | 27.875 20 | 27.125 19 |





XS-XG-XP-XD-XSA State Championships

Team Results

Women / XS Youth Team

Session: All

Apr 5-7, 2024

| Rank | Gym | Team | Score |  |  |  |  |
|------|----------------------|------|----------------|---|---|---|---|
| 18 | Gymnastics A Rockfor | * | 110.650 | 27.000 15T | 28.525 19 | 27.750 21T | 27.375 14 |
| 19 | Premier West | * | 110.325 | 27.375 7 | 28.600 17 | 27.500 24 | 26.850 22 |
| 20 | American Academy NB | * | 109.850 | 26.625 22 | 28.425 21 | 27.725 23 | 27.075 20T |
| 21 | UGA - Tinley | * | 109.675 | 26.325 24 | 27.700 25 | 28.025 17 | 27.625 11 |
| 22 | Springfield YMCA | * | 109.475 | 26.650 21 | 28.450 20 | 27.025 25T | 27.350 15 |
| 23 | The Zone | * | 109.400 | 26.225 25 | 28.625 15T | 27.950 19 | 26.600 25 |
| 24 | Energym Gymnastics | * | 108.700 | 25.275 26 | 28.700 12T | 28.050 16 | 26.675 24 |
| 25 | BIG | * | 108.600 | 26.675 20 | 28.125 23 | 27.750 21T | 26.050 26 |
| 26 | Souther Illinois Gym | * | 108.250 | 26.575 23 | 27.575 26 | 27.025 25T | 27.075 20T |





XS-XG-XP-XD-XSA State Championships

Team Results

Women / XS Child Team

Session: All

Apr 5-7, 2024

| Rank | Gym | Team | Score |  |  |  |  |
|------|----------------------|------|----------------|---|---|---|---|
| 1 | Gymnastics X-Calibur | * | 114.600 | 28.050 1 | 29.425 2 | 28.900 2T | 28.225 1 |
| 2 | HUGS | * | 114.400 | 27.875 2T | 29.650 1 | 28.725 6T | 28.150 2 |
| 3 | Great River Gymnasti | * | 113.500 | 27.775 4 | 29.025 7 | 28.725 6T | 27.975 3 |
| 4 | Gymnastics A Rockfor | * | 113.150 | 27.175 12 | 29.075 4 | 29.000 1 | 27.900 4 |
| 5 | Souther Illinois Gym | * | 112.750 | 27.675 5 | 29.050 5T | 28.625 10 | 27.400 11 |
| 6 | Kids Spot | * | 112.725 | 27.875 2T | 28.850 9T | 28.200 15 | 27.800 5 |
| 7 | Elite Sports Complex | * | 112.675 | 27.450 8 | 28.675 14 | 28.825 4 | 27.725 7 |
| 8 | Cary Gymnastics | * | 112.625 | 27.325 9 | 28.825 11 | 28.700 8T | 27.775 6 |
| 9 | Flip Star Gymnastics | * | 112.125 | 27.275 11 | 28.775 12 | 28.700 8T | 27.375 12 |
| 10 | Oswego Gems | * | 111.925 | 26.950 16 | 28.750 13 | 28.750 5 | 27.475 9 |
| 11 | City Club Gymnastics | * | 111.775 | 27.125 13T | 29.050 5T | 28.475 12 | 27.125 18 |
| 12T | Chicago Park Dist | * | 111.750 | 26.925 17T | 28.875 8 | 28.500 11 | 27.450 10 |
| 12T | Central IL Gymnastic | * | 111.750 | 27.600 6 | 28.425 21T | 28.450 13 | 27.275 14 |
| 14 | USGTC | * | 111.625 | 26.925 17T | 29.175 3 | 27.875 18 | 27.650 8 |
| 15 | The Gym Shop | * | 111.550 | 27.500 7 | 28.850 9T | 28.225 14 | 26.975 20T |
| 16 | Renegade Gymnastics | * | 110.850 | 26.925 17T | 28.600 15T | 28.075 17 | 27.250 15T |
| 17 | St Charles | * | 110.600 | 27.300 10 | 28.450 20 | 27.750 19T | 27.100 19 |





XS-XG-XP-XD-XSA State Championships

Team Results

Women / XS Child Team

Session: All

Apr 5-7, 2024

| Rank | Gym | Team | Score |  |  |  |  |
|------|----------------------|------|----------------|---|---|---|---|
| 18 | Gym-Kinetics | * | 110.400 | 26.875 20 | 28.350 24 | 28.900 2T | 26.275 27 |
| 19 | Libertyville | * | 109.925 | 26.550 22 | 28.375 23 | 27.750 19T | 27.250 15T |
| 20 | Springfield YMCA | * | 109.825 | 27.125 13T | 27.875 27 | 27.525 23 | 27.300 13 |
| 21 | BIG | * | 109.250 | 27.000 15 | 28.600 15T | 28.125 16 | 25.525 28 |
| 22 | Pride Of Illinois | * | 109.150 | 26.125 27 | 28.600 15T | 27.250 25 | 27.175 17 |
| 23 | Rising Stars | * | 109.025 | 26.725 21 | 28.425 21T | 27.575 21 | 26.300 26 |
| 24 | Energym Gymnastics | * | 108.925 | 26.275 25 | 28.550 18 | 27.125 26 | 26.975 20T |
| 25T | American Academy NB | * | 108.125 | 26.525 23 | 28.500 19 | 26.675 28 | 26.425 25 |
| 25T | The Zone | * | 108.125 | 25.925 29 | 28.200 25 | 27.550 22 | 26.450 24 |
| 27 | Gateway Elite | * | 107.550 | 25.975 28 | 27.775 28 | 26.875 27 | 26.925 22 |
| 28 | All Around Gymnastic | * | 107.500 | 26.350 24 | 28.075 26 | 26.525 29 | 26.550 23 |
| 29 | MEGA | * | 106.025 | 26.225 26 | 27.225 29 | 27.500 24 | 25.075 29 |





XS-XG-XP-XD-XSA State Championships

Team Results

Women / XS / Jr Team

Session: All

Apr 5-7, 2024

| Rank | Gym | Team | Score |  |  |  |  |
|------|----------------------|------|----------------|---|---|---|---|
| 1 | Chicago Park Dist | * | 115.025 | 28.225 1 | 29.300 2 | 29.200 1T | 28.300 1 |
| 2 | Gym Stars | * | 114.825 | 28.000 2 | 29.400 1 | 29.200 1T | 28.225 2 |
| 3 | All Around Gymnastic | * | 113.750 | 27.400 4 | 29.275 3 | 28.900 3T | 28.175 3 |
| 4 | American Eagles | * | 112.550 | 27.200 7 | 29.250 4 | 28.550 7 | 27.550 16T |
| 5 | Gemini Gymnastics | * | 112.425 | 27.225 6 | 28.825 10 | 28.575 6 | 27.800 9T |
| 6 | Gymnastics X-Calibur | * | 112.225 | 27.175 8 | 28.850 9 | 28.100 16T | 28.100 4T |
| 7 | Cary Gymnastics | * | 112.150 | 26.575 20 | 28.875 8 | 28.900 3T | 27.800 9T |
| 8 | Vernon Hills Gym | * | 112.075 | 26.950 10 | 28.650 13 | 28.375 11 | 28.100 4T |
| 9 | Aspire Gymnastics | * | 111.975 | 26.425 22 | 29.075 5 | 28.400 10 | 28.075 6 |
| 10 | Bartlett Gymnastics | * | 111.900 | 27.525 3 | 28.400 17T | 28.425 8T | 27.550 16T |
| 11 | Flying High | * | 111.825 | 26.925 11 | 28.900 6T | 28.350 12 | 27.650 12 |
| 12 | Wilmette Gymnastics | * | 111.700 | 26.850 13 | 28.900 6T | 28.625 5 | 27.325 19 |
| 13 | USGTC | * | 111.600 | 26.900 12 | 28.675 12 | 28.050 18 | 27.975 7 |
| 14 | BIG | * | 111.275 | 27.125 9 | 28.800 11 | 28.325 13 | 27.025 21 |
| 15 | Signature Gymnastics | * | 111.175 | 27.325 5 | 28.400 17T | 27.700 22 | 27.750 11 |
| 16 | Great River Gymnasti | * | 110.850 | 26.400 23 | 28.550 14 | 27.975 19 | 27.925 8 |
| 17 | Flip Star Gymnastics | * | 110.700 | 26.500 21 | 28.325 19T | 28.250 14 | 27.625 13T |





XS-XG-XP-XD-XSA State Championships

Team Results

Women / XS / Jr Team

Session: All

Apr 5-7, 2024

| Rank | Gym | Team | Score |  |  |  |  |
|------|----------------------|------|----------------|---|---|---|---|
| 18 | I-Power | * | 110.425 | 26.625 18 | 28.525 15 | 28.425 8T | 26.850 22 |
| 19 | Kids Spot | * | 110.125 | 26.725 15 | 27.800 25 | 28.125 15 | 27.475 18 |
| 20 | Gymkhana Gymnastics | * | 109.850 | 26.650 16T | 28.325 19T | 27.750 21 | 27.125 20 |
| 21 | American Academy NB | * | 109.575 | 26.100 25 | 28.025 23 | 27.825 20 | 27.625 13T |
| 22 | Premier West | * | 109.225 | 26.650 16T | 28.150 22 | 26.850 27 | 27.575 15 |
| 23 | Lake Forest | * | 108.225 | 26.600 19 | 28.175 21 | 26.950 26 | 26.500 24 |
| 24 | UGA | * | 108.000 | 25.925 27 | 28.450 16 | 27.350 23 | 26.275 25 |
| 25 | Oak Park Gymnastics | * | 107.500 | 26.825 14 | 26.950 28 | 27.200 24 | 26.525 23 |
| 26 | North Suburban YMCA | * | 106.600 | 26.075 26 | 27.300 26 | 27.125 25 | 26.100 26 |
| 27 | Champaign Gymnastics | * | 105.825 | 26.300 24 | 27.200 27 | 26.375 28 | 25.950 27 |
| 28 | Libertyville | * | 93.150 | 18.425 29 | 27.950 24 | 28.100 16T | 18.675 31 |





XS-XG-XP-XD-XSA State Championships

Team Results

Women / XS / Sr Team

Session: All

Apr 5-7, 2024

| Rank | Gym | Team | Score |  |  |  |  |
|------|----------------------|------|----------------|---|---|---|---|
| 1 | Chicago Park Dist | * | 115.525 | 28.500 1 | 29.550 1 | 29.225 1 | 28.250 6 |
| 2 | Gym Stars | * | 114.900 | 28.250 4 | 29.275 5 | 29.050 3 | 28.325 3T |
| 3 | Aspire Gymnastics | * | 114.800 | 27.725 7 | 29.225 6T | 29.175 2 | 28.675 1 |
| 4 | Elite Core | * | 114.225 | 27.500 10 | 29.475 3 | 28.700 4T | 28.550 2 |
| 5 | Wilmette Gymnastics | * | 113.775 | 27.975 5 | 29.125 9 | 28.475 9T | 28.200 7 |
| 6 | UGA - Tinley | * | 113.750 | 27.575 8 | 29.225 6T | 28.675 6 | 28.275 5 |
| 7 | I-Power | * | 113.700 | 28.300 3 | 29.350 4 | 28.550 8 | 27.500 15 |
| 8 | Kids Spot | * | 113.525 | 28.325 2 | 28.950 12 | 28.075 15 | 28.175 8 |
| 9 | Vernon Hills Gym | * | 113.175 | 27.150 14 | 29.100 10T | 28.600 7 | 28.325 3T |
| 10 | Gemini Gymnastics | * | 112.775 | 27.300 12 | 29.100 10T | 28.700 4T | 27.675 12 |
| 11 | Bartlett Gymnastics | * | 112.700 | 27.025 15 | 29.525 2 | 28.250 13 | 27.900 10 |
| 12 | All Around Gymnastic | * | 112.625 | 27.875 6 | 28.925 13 | 27.825 19 | 28.000 9 |
| 13 | Flying High | * | 111.350 | 26.800 18 | 28.550 19 | 28.375 11 | 27.625 13 |
| 14 | LSA | * | 111.325 | 26.875 17 | 28.700 15T | 28.200 14 | 27.550 14 |
| 15 | Crystal Lake | * | 111.200 | 26.925 16 | 28.650 17 | 28.475 9T | 27.150 19 |
| 16 | BIG | * | 110.925 | 27.425 11 | 28.625 18 | 27.975 17T | 26.900 20 |
| 17 | Rising Stars | * | 110.725 | 26.700 20T | 28.700 15T | 27.625 20 | 27.700 11 |





XS-XG-XP-XD-XSA State Championships

Team Results

Women / XS / Sr Team

Session: All

Apr 5-7, 2024

| Rank | Gym | Team | Score |  |  |  |  |
|------|----------------------|------|----------------|---|---|---|---|
| 18 | Palatine Park Dist. | * | 110.675 | 27.250 13 | 28.750 14 | 28.300 12 | 26.375 22 |
| 19 | Signature Gymnastics | * | 110.300 | 27.550 9 | 29.225 6T | 26.950 21 | 26.575 21 |
| 20 | Oak Park Gymnastics | * | 110.075 | 26.700 20T | 27.950 22 | 28.025 16 | 27.400 16 |
| 21 | UGA | * | 109.900 | 26.300 22 | 28.350 20 | 27.975 17T | 27.275 17 |
| 22 | Springfield YMCA | * | 109.175 | 26.775 19 | 28.275 21 | 26.925 22 | 27.200 18 |