





# Illinois State Championships

## Team Results





Mar 15-17, 2024

Rank	Gym	Team	Score				
1	Naperville	*	114.775	28.750 4	28.550 2	29.000 1	28.475 1
2	Aspire Gymnastics	*	114.250	29.025 2	28.600 1	28.725 5	27.900 6
3	BIG	*	113.625	28.800 3	28.050 7T	28.550 6	28.225 3
4	Gymnastics Etc.	*	113.425	29.100 1	28.400 4	28.325 8	27.600 8T
5	Flip Star Gymnastics	*	113.000	28.275 8	28.200 6	28.425 7	28.100 4T
6	GymNasti	*	112.800	28.650 5T	28.250 5	28.225 10T	27.675 7
7	Signature Gymnastics	*	112.400	28.050 12	27.825 10	28.150 12	28.375 2
8	Gateway Elite	*	112.325	27.275 21	28.050 7T	28.900 2	28.100 4T
9	Wilmette Gymnastics	*	111.900	28.175 9	27.975 9	28.225 10T	27.525 11T
10	Premier Gymnastics	*	111.300	28.650 5T	28.475 3	27.050 20	27.125 16
11	Ultimate - Gurnee	*	111.225	28.400 7	27.425 13	27.825 15	27.575 10
12	Premier West	*	111.150	27.300 20	27.500 12	28.750 4	27.600 8T
13	Springfield Gymnasti	*	110.250	27.725 14T	27.750 11	27.350 18	27.425 13
14T	Gym Corner	*	110.050	27.100 22	27.275 16	28.300 9	27.375 14
14T	Chicago Park Dist	*	110.050	28.100 11	27.350 14T	27.575 17	27.025 17
16	IVGA	*	109.475	28.125 10	26.625 19	27.750 16	26.975 18T
17	UGA	*	109.225	27.625 17	26.800 18	27.875 14	26.925 21

# Illinois State Championships

## Team Results

Mar 15-17, 2024

Rank	Gym	Team	Score				
18	LSA	*	108.575	27.725 14T	26.275 21	27.250 19	27.325 15
19	Legacy Elite	*	108.425	26.600 24	25.525 22	28.775 3	27.525 11T
20	Vernon Hills Gym	*	107.950	26.925 23	27.225 17	26.825 22	26.975 18T
21	Peoria Elite	*	107.700	27.725 14T	27.350 14T	26.575 23	26.050 24
22	USGTC	*	107.550	27.750 13	26.450 20	26.400 24	26.950 20
23	Royalty Gymnastics	*	106.950	27.475 18	25.250 23	27.925 13	26.300 23
24	UGA - Tinley	*	106.000	27.425 19	25.050 24	26.950 21	26.575 22





# Illinois State Championships

## Team Results

Mar 15-17, 2024

Page: 1  
Printed: 3/27/2024 6:36:41 PM





Women / 3 / Jr A, Jr B, Jr C, Jr D, Jr E, Jr F  
Session: All

Rank	Gym	Team	Score				
1	Bartlett Gymnastics	*	115.200	29.200 2	28.200 1	29.025 3	28.775 1
2	Aspire Gymnastics	*	114.100	29.225 1	28.150 2	28.675 6T	28.050 7
3	Gym-Kinetics	*	113.575	28.775 3	27.800 10	29.050 2	27.950 8T
4	Premier West	*	113.400	28.650 5	28.125 3T	28.500 9	28.125 6
5	Gym Corner	*	113.350	28.550 6	27.900 8	28.675 6T	28.225 4T
6	Energym Gymnastics	*	113.175	28.275 11	27.575 14T	29.100 1	28.225 4T
7	RISE	*	113.150	28.375 8	27.650 12	28.800 5	28.325 3
8	Flip Star Gymnastics	*	113.075	28.700 4	28.050 5	28.525 8	27.800 11T
9	Legacy Elite	*	112.900	28.350 9T	27.225 17	28.900 4	28.425 2
10	LSA	*	112.600	28.350 9T	27.925 6T	28.425 10	27.900 10
11	Viking	*	112.050	28.200 13T	27.925 6T	27.975 13	27.950 8T
12	USGTC	*	111.500	27.925 17	27.625 13	28.150 11	27.800 11T
13	Gymnastics Etc.	*	111.100	28.225 12	27.675 11	27.650 18	27.550 14T
14	Libertyville	*	110.450	28.500 7	27.375 16	27.725 16	26.850 23
15	Premier Gymnastics	*	110.300	28.200 13T	28.125 3T	26.925 31	27.050 22
16	GymNasti	*	110.225	27.750 23T	27.850 9	27.925 14	26.700 25T
17	Ultimate - Gurnee	*	110.075	27.775 21T	27.050 21	27.700 17	27.550 14T

# Illinois State Championships

## Team Results





Mar 15-17, 2024

Rank	Gym	Team	Score				
18T	UGA - Tinley	*	109.775	27.250 32	27.100 20	28.050 12	27.375 18
18T	Elite Core	*	109.775	27.650 26	26.800 26	27.550 19T	27.775 13
20	Vernon Hills Gym	*	109.725	27.475 29	27.575 14T	27.500 21	27.175 21
21	BIG	*	109.675	27.775 21T	26.950 22	27.550 19T	27.400 16T
22	Naperville	*	109.625	28.075 16	26.400 30	27.750 15	27.400 16T
23	Oak Park Gymnastics	*	109.600	28.150 15	26.825 25	27.375 23T	27.250 19
24	MPSC	*	109.275	27.850 20	26.925 23	27.275 25T	27.225 20
25	Wilmette Gymnastics	*	108.950	27.725 25	27.150 18T	27.375 23T	26.700 25T
26	Champaign Gymnastics	*	108.600	27.900 18	27.150 18T	27.100 29T	26.450 28
27	Crystal Lake	*	108.400	27.875 19	26.900 24	27.200 28	26.425 29
28	The Gym Shop	*	108.175	27.550 28	26.600 27T	27.250 27	26.775 24
29	I-Power	*	107.775	27.425 30	26.600 27T	27.425 22	26.325 30
30	Quad City	*	107.625	27.750 23T	26.225 31	27.100 29T	26.550 27
31	Chicago Park Dist	*	107.000	27.575 27	26.075 32	27.275 25T	26.075 32
32	Royalty Gymnastics	*	106.225	27.325 31	26.500 29	26.125 32	26.275 31

# Illinois State Championships

## Team Results





Mar 15-17, 2024

Rank	Gym	Team	Score				
1	Gymkhana Gymnastics	*	114.725	28.825 4	28.725 1	28.425 4	28.750 1T
2	Gym-Kinetics	*	114.575	28.725 6	28.275 2	29.225 1	28.350 3
3	Bartlett Gymnastics	*	114.450	29.125 1	27.975 7T	28.600 3	28.750 1T
4	Crystal Lake	*	113.525	29.000 2	28.150 5	28.200 14	28.175 4T
5	Premier West	*	113.225	28.750 5	28.200 3T	28.225 11T	28.050 8
6	Gymnastics Etc.	*	113.175	28.975 3	28.025 6	28.325 7T	27.850 10T
7	Flying High	*	112.850	28.575 9T	28.200 3T	28.225 11T	27.850 10T
8	Springfield Gymnasti	*	112.675	28.675 7T	27.425 13	28.400 5	28.175 4T
9	Aspire Gymnastics	*	112.375	28.675 7T	27.500 11	28.225 11T	27.975 9
10	Flip Star Gymnastics	*	112.300	28.350 11	27.575 10	28.850 2	27.525 15
11	Gateway Elite	*	111.900	27.925 18	27.800 9	28.325 7T	27.850 10T
12	GymNasti	*	111.825	27.900 19	27.975 7T	28.300 10	27.650 13
13	Legacy Elite	*	111.675	28.050 17	27.200 14	28.350 6	28.075 7
14	RISE	*	111.225	28.150 15T	26.575 20	28.325 7T	28.175 4T
15	Quad City	*	110.725	28.575 9T	26.900 16	27.900 16	27.350 17
16	Talents	*	110.200	28.325 12	26.850 18	28.000 15	27.025 20
17	Gem City	*	109.900	28.150 15T	27.450 12	27.525 19	26.775 21

# Illinois State Championships

## Team Results

Mar 15-17, 2024





Rank	Gym	Team	Score				
18	I-Power	*	109.750	27.225 23	27.050 15	27.875 17	27.600 14
19T	Royalty Gymnastics	*	109.350	28.300 13	26.300 22T	27.425 20T	27.325 18
19T	Gym Fusion	*	109.350	27.750 20	26.775 19	27.725 18	27.100 19
21	LSA	*	108.975	28.175 14	26.400 21	26.925 22	27.475 16
22	UGA	*	108.000	27.550 21T	26.300 22T	27.425 20T	26.725 22
23	AAG Wheeling	*	106.350	27.550 21T	26.875 17	26.450 23	25.475 23

# Illinois State Championships

## Team Results

Mar 15-17, 2024

Page: 1  
 Printed: 3/27/2024 6:35:39 PM  
 Women / 3 / All Ages  
 Session: All





Rank	Gym	Team	Score				
1	Bartlett Gymnastics	*	192.700	48.650 1T	47.200 7T	48.625 2	48.225 1
2	Aspire Gymnastics	*	191.775	48.650 1T	47.850 1	48.050 6	47.225 5
3	Gymkhana Gymnastics	*	190.825	47.900 8	47.650 2T	47.675 12	47.600 2
4	Gym-Kinetics	*	190.725	48.050 5	46.900 12	48.725 1	47.050 9
5	Flip Star Gymnastics	*	190.400	47.775 10	47.150 9	48.300 3	47.175 7T
6	Naperville	*	190.175	47.750 11	47.200 7T	48.025 7T	47.200 6
7	GymNasti	*	190.100	47.975 6T	47.650 2T	47.850 9	46.625 18
8	Gymnastics Etc.	*	189.800	48.475 3	47.500 4	47.450 16	46.375 20
9	Premier West	*	189.725	47.975 6T	46.975 10T	47.825 10	46.950 13
10	LSA	*	189.200	47.625 14	46.975 10T	47.575 14	47.025 10
11	Gateway Elite	*	189.175	46.475 31T	47.375 6	48.150 5	47.175 7T
12	BIG	*	188.825	47.800 9	46.625 13	47.550 15	46.850 14
13	Legacy Elite	*	188.750	47.075 21T	45.850 26	48.275 4	47.550 3
14	Energym Gymnastics	*	188.375	47.050 24T	46.325 17	48.025 7T	46.975 11T
15	Gym Corner	*	188.350	47.275 18T	46.475 14T	47.625 13	46.975 11T
16	Crystal Lake	*	188.275	48.200 4	46.425 16	46.925 21T	46.725 16
17	RISE	*	188.075	47.275 18T	45.775 28	47.750 11	47.275 4

# Illinois State Championships

## Team Results

Mar 15-17, 2024

Page: 2  
 Printed: 3/27/2024 6:35:39 PM  
 Women / 3 / All Ages  
 Session: All

Rank	Gym	Team	Score				
18	Springfield Gymnasti	*	187.800	47.650 12T	46.075 22	47.250 17	46.825 15
19	Libertyville	*	187.425	47.475 15	46.475 14T	47.150 18T	46.325 22
20	Premier Gymnastics	*	186.525	47.650 12T	47.400 5	45.850 38	45.625 27
21	Ultimate - Gurnee	*	185.900	47.075 21T	46.175 20	46.350 27T	46.300 23
22	Flying High	*	185.875	47.075 21T	45.800 27	47.150 18T	45.850 24
23T	USGTC	*	185.775	46.900 27	46.050 23	46.475 24T	46.350 21
23T	Signature Gymnastics	*	185.775	46.475 31T	45.950 24T	46.750 23	46.600 19
25	Wilmette Gymnastics	*	185.675	46.975 26	46.200 19	46.975 20	45.525 30
26	Elite Core	*	184.975	46.725 28	45.550 29	46.000 36	46.700 17
27	Quad City	*	184.750	47.425 17	45.425 30	46.300 29T	45.600 28
28	Viking	*	184.650	46.400 35	46.225 18	46.225 33	45.800 25
29	Peoria Elite	*	184.275	47.450 16	46.150 21	45.700 39	44.975 37
30	UGA - Tinley	*	184.000	46.450 33T	44.925 35	46.925 21T	45.700 26
31	Vernon Hills Gym	*	183.425	45.900 42	45.950 24T	46.150 34	45.425 32
32	Chicago Park Dist	*	183.100	47.175 20	45.100 31	45.950 37	44.875 40
33	Talents	*	182.550	47.050 24T	44.200 40	46.275 31	45.025 35
34T	Gem City	*	182.425	46.450 33T	45.000 33T	46.050 35	44.925 38







# Illinois State Championships

## Team Results

Mar 15-17, 2024





Page: 3  
 Printed: 3/27/2024 6:35:39 PM  
 Women / 3 / All Ages  
 Session: All

Rank	Gym	Team	Score				
34T	I-Power	*	182.425	45.750 43	44.850 36T	46.250 32	45.575 29
36	Royalty Gymnastics	*	182.350	46.675 29	44.150 42	46.400 26	45.125 34
37	UGA	*	182.250	46.250 37	44.750 38	46.350 27T	44.900 39
38	The Gym Shop	*	182.075	46.200 38	44.850 36T	46.475 24T	44.550 41
39	Gym Fusion	*	182.050	46.125 39	44.175 41	46.300 29T	45.450 31
40	MPSC	*	181.550	46.075 40	44.725 39	45.550 41	45.200 33
41	Champaign Gymnastics	*	181.325	46.525 30	45.050 32	45.650 40	44.100 42
42	Oak Park Gymnastics	*	179.875	46.300 36	43.325 43	45.250 42	45.000 36
43	AAG Wheeling	*	178.375	45.950 41	45.000 33T	44.250 43	43.175 43

# Illinois State Championships

## Team Results

Mar 15-17, 2024





Rank	Gym	Team	Score				
1	Legacy Elite	*	112.975	28.850 1	28.525 2	27.925 1	27.675 1
2	Phenom Gymnastics	*	111.825	28.275 2	28.625 1	27.350 2	27.575 3
3	BIG	*	108.475	28.200 3	26.375 5	26.425 4	27.475 4
4	Energym Gymnastics	*	106.650	27.300 5	25.700 6T	26.025 6	27.625 2
5T	Gym-Kinetics	*	104.525	24.200 8	26.575 4	27.150 3	26.600 7
5T	Aspire Gymnastics	*	104.525	27.050 6	25.700 6T	25.125 7	26.650 6
7	GymNasti	*	103.525	26.400 7	26.875 3	24.125 8	26.125 8
8	Premier West	*	95.175	18.350 10	23.575 9	26.275 5	26.975 5
9	Gymnastics Etc.	*	86.700	27.475 4	25.025 8	16.150 14	18.050 11

# Illinois State Championships

## Team Results

Mar 15-17, 2024

Page: 1  
 Printed: 3/27/2024 6:33:05 PM  
 Women / 9 / Sr A, Sr B, Sr C  
 Session: All





Rank	Gym	Team	Score				
1	Aspire Gymnastics	*	108.375	27.775 3	27.525 1	25.600 2	27.475 1
2	Ultimate - Gurnee	*	104.925	28.000 2	24.900 6	25.175 3	26.850 5
3	Crystal Lake	*	104.400	28.050 1	25.650 4	24.225 7	26.475 9
4	AAG Wheeling	*	104.375	27.225 7	25.725 3	24.775 5	26.650 8
5	Libertyville	*	103.450	27.250 6	23.950 8	24.950 4	27.300 2
6	Chicago Park Dist	*	103.100	27.575 4	24.725 7	23.600 8	27.200 3
7	Dreams Gymnastics	*	102.325	26.150 9	25.050 5	24.325 6	26.800 6
8	Elite Core	*	98.100	27.350 5	27.400 2	16.675 13	26.675 7
9	Naperville	*	85.325	27.075 8	16.700 14	16.875 11	24.675 11
10	Gateway Elite	*	81.700	18.450 12	18.575 9	26.400 1	18.275 12
11	BIG	*	77.425	18.525 11	16.950 13	15.000 16	26.950 4
12	Energym Gymnastics	*	52.825	8.950 28	9.175 18T	8.800 22	25.900 10

# Illinois State Championships

## Team Results

Mar 15-17, 2024

Page: 1  
 Printed: 3/27/2024 6:33:37 PM  
 Women / 9 / All Ages  
 Session: All

Rank	Gym	Team	Score				
1	Legacy Elite	*	113.200	29.025 1	28.575 2	27.925 1	27.675 2
2	Phenom Gymnastics	*	112.100	28.550 3	28.625 1	27.350 2	27.575 4
3	Gateway Elite	*	109.900	27.750 8	27.650 3	27.200 4	27.300 7T
4	Aspire Gymnastics	*	109.625	27.825 7	27.625 4T	26.700 6	27.475 5
5T	BIG	*	109.375	28.625 2	26.675 11	26.425 7	27.650 3
5T	Energym Gymnastics	*	109.375	27.650 10	27.625 4T	26.350 9	27.750 1
7	Flip Star Gymnastics	*	108.975	28.425 4	26.350 13	26.875 5	27.325 6
8	Gym-Kinetics	*	108.275	27.450 13	26.575 12	27.300 3	26.950 13
9	City Club Gymnastics	*	107.375	27.050 20	27.500 6	26.325 10	26.500 18
10	Dreams Gymnastics	*	107.325	27.125 17	27.300 8	25.875 13	27.025 11
11	St Charles	*	106.950	27.100 18	26.150 14	26.400 8	27.300 7T
12	Premier West	*	106.050	27.725 9	25.075 17	26.275 11	26.975 12
13	Ultimate - Gurnee	*	105.725	28.000 6	24.900 18	25.975 12	26.850 14
14	Gymnastics Etc.	*	105.250	27.475 12	26.875 9T	24.250 17	26.650 16T
15	Crystal Lake	*	104.400	28.050 5	25.650 16	24.225 18	26.475 19
16	AAG Wheeling	*	104.375	27.225 16	25.725 15	24.775 15	26.650 16T
17	GymNasti	*	103.975	26.600 21	26.875 9T	24.325 16	26.175 20

# Illinois State Championships

## Team Results





Mar 15-17, 2024

Page: 2

Printed: 3/27/2024 6:33:37 PM

Women / 9 / All Ages

Session: All





Rank	Gym	Team	Score				
18	Libertyville	*	103.450	27.250 15	23.950 20	24.950 14	27.300 7T
19	Chicago Park Dist	*	103.100	27.575 11	24.725 19	23.600 19	27.200 10
20	Elite Core	*	98.100	27.350 14	27.400 7	16.675 27	26.675 15
21	Naperville	*	85.325	27.075 19	16.700 28	16.875 25	24.675 22
22	Viking	*	76.900	17.850 29T	16.900 27	16.600 28T	25.550 21

# Illinois State Championships

## Team Results

Mar 15-17, 2024

Page: 1  
Printed: 3/27/2024 6:29:15 PM  
Women / 10 / Jr A, Jr B  
Session: All





Rank	Gym	Team	Score				
1	Aspire Gymnastics	*	110.050	28.750 1	26.050 4	27.250 2	28.000 2
2	City Club Gymnastics	*	109.600	28.100 2	27.525 2	27.225 3	26.750 5
3	Phenom Gymnastics	*	108.750	27.125 5	27.050 3	27.750 1	26.825 3
4	Legacy Elite	*	107.800	27.800 3	28.150 1	26.025 4	25.825 6
5	Energym Gymnastics	*	97.625	27.000 6	17.225 9	25.225 5	28.175 1
6	Gym-Kinetics	*	96.975	27.625 4	17.350 8	25.200 6	26.800 4

# Illinois State Championships

## Team Results

Mar 15-17, 2024

Page: 1  
 Printed: 3/27/2024 6:28:44 PM  
 Women / 10 / Sr A, Sr B  
 Session: All





Rank	Gym	Team	Score				
1	Legacy Elite	*	113.025	28.500 3	28.050 2T	28.175 2	28.300 1
2	Aspire Gymnastics	*	113.000	28.550 2	28.825 1	27.375 4	28.250 2
3	BIG	*	110.800	28.725 1	26.000 5	28.200 1	27.875 3
4	MEGA	*	106.175	28.425 4	24.850 6	25.950 5	26.950 4
5	Premier West	*	103.875	27.425 5	26.225 4	24.850 6	25.375 5
6	UGA	*	100.250	19.200 7	28.050 2T	27.850 3	25.150 6
7	LSA	*	78.450	27.025 6	17.350 9	15.950 13	18.125 7
8	Phenom Gymnastics	*	57.650	9.525 13	20.325 7	18.425 8	9.375 13

# Illinois State Championships

## Team Results

Mar 15-17, 2024

Page: 1  
 Printed: 3/27/2024 6:30:15 PM  
 Women / 10 / All Ages  
 Session: All

Rank	Gym	Team	Score				
1	Legacy Elite	*	115.000	29.125 1	28.600 2	28.650 1	28.625 1
2	Aspire Gymnastics	*	114.275	29.100 2	28.825 1	28.025 4	28.325 2
3	BIG	*	111.475	28.725 3	26.575 7	28.300 3	27.875 4
4	Phenom Gymnastics	*	111.275	27.900 6	27.750 4	28.325 2	27.300 5
5	City Club Gymnastics	*	109.600	28.100 5	27.525 6	27.225 6	26.750 8
6	Energym Gymnastics	*	108.725	27.500 9	26.450 8	26.600 8	28.175 3
7	Premier West	*	108.700	27.700 7	27.625 5	27.125 7	26.250 10
8	MEGA	*	107.750	28.450 4	26.375 9	25.975 10	26.950 6
9	Gym-Kinetics	*	105.475	27.625 8	25.850 11	25.200 12	26.800 7
10	Flying High	*	104.700	27.250 10	24.850 12	25.900 11	26.700 9
11	UGA	*	100.250	19.200 13	28.050 3	27.850 5	25.150 11
12	All Around Gymnastic	*	97.025	26.800 12	26.250 10	26.550 9	17.425 20
13	LSA	*	78.450	27.025 11	17.350 16	15.950 22	18.125 15