





Illinois Level 3 State Championships

Team Results

Women / 3 / Ch A,Ch B,Ch C,Ch D,Ch E,Ch F
Session: 7,8





May 4-6, 2018

Rank	Gym	Team	Score				
1	Phenom	*	115.250	29.150 3	28.900 2	28.200 2	29.000 1
2	X-Calibur	*	115.025	29.300 1	28.450 4	28.500 1	28.775 2
3	IK Gymnastics	*	113.575	29.275 2	28.200 7	27.750 9	28.350 5
4	premier west	*	113.500	28.150 16	28.950 1	28.025 3	28.375 4
5	Bartlett Gymnastics	*	113.225	29.125 4	28.375 5	27.600 11	28.125 12T
6	FlipStar Gymnastics	*	113.025	28.625 9T	28.325 6	27.925 5T	28.150 11
7	Gym-Kinetics	*	112.975	28.850 8	28.575 3	27.325 13T	28.225 9T
8	Gymnastics Etc.	*	112.900	29.025 5	28.125 9	27.300 15	28.450 3
9	LEGACY ELITE GYM	*	112.725	28.900 7	27.825 12T	27.775 8	28.225 9T
10	IVGA	*	112.525	28.625 9T	28.150 8	27.450 12	28.300 6T
11	IGI Gymnastics	*	112.300	28.325 12T	27.900 11	27.800 7	28.275 8
12	Midwest Elite	*	112.050	28.000 20	27.800 14T	27.950 4	28.300 6T
13	Aspire	*	111.825	29.000 6	27.825 12T	27.075 16T	27.925 16T
14	GymNasti	*	111.775	27.925 21	27.800 14T	27.925 5T	28.125 12T
15	Twisters	*	111.300	28.325 12T	27.400 20	27.625 10	27.950 14T
16	NGC	*	110.850	28.625 9T	27.350 21	27.000 18	27.875 18
17	Ultimate Gymnastics	*	110.800	28.275 14	27.650 17	26.950 19	27.925 16T

Illinois Level 3 State Championships

Team Results

May 4-6, 2018

Rank	Gym	Team	Score				
18	Gym Corner	*	110.625	28.075 17T	27.625 18T	27.325 13T	27.600 20T
19	CITY CLUB	*	110.050	28.225 15	27.125 22	27.075 16T	27.625 19
20	Premier Gymnastics	*	109.550	28.075 17T	27.950 10	25.575 24	27.950 14T
21	Quad City	*	109.325	27.800 22	27.800 14T	26.650 21	27.075 23
22	Lsa	*	108.900	28.075 17T	27.625 18T	26.400 22	26.800 24T
23	I-Power	*	107.500	27.475 24	25.825 24	26.850 20	27.350 22
24	Lga	*	106.450	27.550 23	26.550 23	26.150 23	26.200 26
25	Cary Gym	*	105.250	27.275 25	25.675 25	24.700 25	27.600 20T
26	SGC	*	103.150	27.200 26	24.625 26	24.525 26	26.800 24T





Illinois Level 3 State Championships

Team Results

Women / 3 / Youth A, Youth B, Youth C, Youth D, Youth E, Youth F

Session: 3,4

May 4-6, 2018

Rank	Gym	Team	Score				
1	Gymnastics Etc.	*	115.325	29.450 1	29.125 1	28.225 5	28.525 3
2T	Phenom	*	115.175	29.400 2	28.925 4	28.650 2	28.200 9
2T	Aspire	*	115.175	29.075 5	29.000 3	28.475 3	28.625 1T
4	TGS	*	114.775	28.875 7	28.850 5	28.675 1	28.375 7
5	Gym-Kinetics	*	114.650	29.150 4	28.600 6	28.400 4	28.500 4
6	premier west	*	114.450	28.850 8T	29.100 2	28.100 6	28.400 6
7	HGA	*	113.400	29.225 3	28.575 7	27.575 11	28.025 12
8	GymNasti	*	112.800	28.625 14	27.925 13	27.825 8	28.425 5
9	IK Gymnastics	*	112.750	28.575 15T	28.175 9	27.375 13	28.625 1T
10	FlipStar Gymnastics	*	112.600	28.575 15T	28.300 8	27.925 7	27.800 14
11	Flips Gymnastics	*	112.550	28.925 6	27.950 12	27.625 10	28.050 11
12	LEGACY ELITE GYM	*	112.475	28.650 13	28.000 10	27.700 9	28.125 10
13	Gymkhana	*	111.775	28.775 11	27.975 11	27.350 14	27.675 17
14	PEGA	*	111.025	28.475 17	27.900 14	26.925 16	27.725 16
15	Midwest Elite	*	111.000	28.850 8T	27.025 23	26.800 19	28.325 8
16	IGI Gymnastics	*	110.800	28.100 23	27.475 18	27.475 12	27.750 15
17	I-Power	*	110.300	28.725 12	27.125 22	26.825 18	27.625 18





Illinois Level 3 State Championships

Team Results

Women / 3 / Youth A, Youth B, Youth C, Youth D, Youth E, Youth F

Session: 3,4





May 4-6, 2018

Rank	Gym	Team	Score				
18T	Chicago Park Dist	*	110.200	28.800 10	27.700 15	26.625 20T	27.075 23
18T	Ultimate Gymnastics	*	110.200	28.300 19	27.625 16T	26.375 22	27.900 13
20	IGA	*	110.025	28.250 20	27.625 16T	26.625 20T	27.525 19
21	Cary Gym	*	109.900	28.450 18	27.225 20T	26.900 17	27.325 21
22	BGGC	*	109.750	28.175 21T	27.250 19	27.125 15	27.200 22
23	Energym	*	108.650	28.175 21T	27.225 20T	25.875 23	27.375 20

Illinois Level 3 State Championships

Team Results





May 4-6, 2018

Rank	Gym	Team	Score				
1	Gym-Kinetics	*	114.200	28.575 12T	28.425 4T	28.575 1	28.625 2
2	Aspire	*	113.950	29.000 1T	28.550 2	27.900 7	28.500 4
3	premier west	*	113.775	28.725 5T	28.500 3	27.975 6	28.575 3
4	Flying High	*	113.575	28.675 9	28.400 6	28.125 2T	28.375 5
5	IK Gymnastics	*	113.500	28.700 8	28.350 7T	27.725 11	28.725 1
6T	Premier Gymnastics	*	113.025	28.825 3	28.875 1	27.375 17	27.950 13
6T	Phenom	*	113.025	28.550 14T	28.425 4T	27.750 10	28.300 7
8	GymNasti	*	112.850	28.625 10T	28.275 9	27.700 12T	28.250 8
9	Gymkhana	*	112.650	28.750 4	28.350 7T	27.550 15T	28.000 12
10	PEGA	*	112.625	29.000 1T	27.650 15	28.125 2T	27.850 17
11	Oak Park 3 state	*	112.600	28.625 10T	27.800 12	28.050 5	28.125 10T
12	FlipStar Gymnastics	*	111.950	28.575 12T	27.775 13	27.850 9	27.750 19T
13	TGS	*	111.900	28.725 5T	27.750 14	27.650 14	27.775 18
14	GCGT	*	111.800	28.450 16T	28.225 10	27.250 19	27.875 16
15	Flips Gymnastics	*	111.625	28.550 14T	26.975 24T	27.875 8	28.225 9
16	Bartlett Gymnastics	*	111.550	28.450 16T	27.525 16	28.075 4	27.500 24
17T	Chicago Park Dist	*	111.325	28.725 5T	27.150 22	27.550 15T	27.900 14T

Illinois Level 3 State Championships

Team Results

May 4-6, 2018

Rank	Gym	Team	Score				
17T	AAG	*	111.325	28.050 23	27.450 18	27.700 12T	28.125 10T
19	Cary Gym	*	110.850	27.800 26	27.475 17	27.225 20	28.350 6
20	Gym Corner	*	109.900	28.175 21T	26.975 24T	26.850 23	27.900 14T
21T	Ultimate Gymnastics	*	109.875	28.400 18	26.775 27T	27.000 22	27.700 21
21T	IGA	*	109.875	27.625 29	27.250 19T	27.350 18	27.650 22
23	Gymnastics Etc.	*	109.750	28.200 20	27.900 11	25.900 30	27.750 19T
24	River City Gymnastic	*	109.475	27.675 27T	27.075 23	27.100 21	27.625 23
25	FLIP	*	108.650	27.950 24	27.200 21	26.600 26	26.900 28
26	BGGC	*	108.525	27.875 25	27.250 19T	26.575 27	26.825 29
27	LEGACY ELITE GYM	*	107.900	28.175 21T	26.400 30	26.725 24	26.600 31
28	Talent	*	107.525	27.475 30	26.425 29	26.350 29	27.275 26
29	I-Power	*	107.450	27.675 27T	26.125 31	26.625 25	27.025 27
30	Lga	*	107.400	27.375 31	26.950 26	26.375 28	26.700 30
31	CGA	*	105.000	28.300 19	26.775 27T	22.575 31	27.350 25





Illinois Level 3 State Championships

Team Results

Women / 3 / Sr A, Sr B, Sr C, Sr D, Sr E, Sr F

Session: 5,6





May 4-6, 2018

Rank	Gym	Team	Score				
1	Gymkhana	*	115.850	29.400 2	28.825 6	28.850 2	28.775 3
2	Phenom	*	115.725	29.525 1	28.875 3	28.625 4	28.700 4
3T	Gym-Kinetics	*	115.600	29.100 5	28.850 4T	29.050 1	28.600 5
3T	PEGA	*	115.600	28.850 7	29.000 1	28.825 3	28.925 2
5	IK Gymnastics	*	115.325	28.750 10	28.850 4T	28.600 5	29.125 1
6	Gymnastics Etc.	*	114.250	29.125 4	28.925 2	27.950 10	28.250 12
7	GCGT	*	113.850	28.675 11T	28.400 10	28.300 6	28.475 6
8	Midwest Elite	*	113.225	29.150 3	27.950 16	27.775 13	28.350 9
9	Northwest Turners	*	113.050	28.825 8	28.150 12	27.650 18	28.425 7
10	FLIP	*	113.000	29.075 6	28.050 14	27.750 14T	28.125 15
11	premier west	*	112.975	28.775 9	28.425 9	27.750 14T	28.025 18
12	Flying High	*	112.850	28.575 16T	28.575 8	27.700 17	28.000 19T
13T	MATT	*	112.550	28.650 13	28.025 15	27.800 12	28.075 16
13T	UGA	*	112.550	28.400 21	27.725 19	28.050 8T	28.375 8
15	Flips Gymnastics	*	112.450	28.525 20	27.325 23	28.275 7	28.325 10T
16	LEGACY ELITE GYM	*	112.425	28.550 19	27.850 17	28.050 8T	27.975 21
17	Gym Fusion	*	112.225	28.575 16T	28.250 11	27.075 23	28.325 10T

Illinois Level 3 State Championships

Team Results

May 4-6, 2018

Rank	Gym	Team	Score				
18	Gym Corner	*	112.200	28.625 14	27.625 20	27.725 16	28.225 13
19	Premier Gymnastics	*	112.150	28.375 22	28.625 7	27.150 21	28.000 19T
20	FlipStar Gymnastics	*	111.375	28.575 16T	27.800 18	27.100 22	27.900 22
21	Talent	*	111.350	28.075 25	27.600 21	27.525 19	28.150 14
22	CLGTC	*	110.775	28.600 15	27.100 24	27.225 20	27.850 23
23	Midstate	*	110.275	28.675 11T	25.850 28	27.925 11	27.825 24
24	TGS	*	109.700	28.300 23	28.125 13	25.225 26	28.050 17
25	BGGC	*	108.750	28.000 26	26.775 26	26.800 24	27.175 25T
26	Summit Gymnastics Ac	*	107.375	28.200 24	27.525 22	24.900 27	26.750 27
27	ESCX	*	106.650	27.750 27	27.075 25	25.350 25	26.475 28
28	UGA Tinley	*	106.000	27.375 28	26.625 27	24.825 28	27.175 25T

Illinois Level 3 State Championships

Team Results





May 4-6, 2018

Page: 1

Printed: 5/6/2018 3:34:18 PM

Women / 3 / All Ages

Session: All

Rank	Gym	Team	Score				
1	Phenom	*	194.300	49.375 1	48.400 3	48.225 2	48.300 2
2	Gym-Kinetics	*	193.175	48.625 5	48.175 4T	48.425 1	47.950 4T
3	Gymkhana	*	192.925	49.000 2	47.900 11	47.900 3	48.125 3
4	IK Gymnastics	*	192.475	48.575 6	48.100 6	47.200 11	48.600 1
5	Gymnastics Etc.	*	192.250	48.950 3	48.575 2	47.025 13	47.700 10
6	premier west	*	192.125	48.275 13T	48.600 1	47.425 5	47.825 7T
7	PEGA	*	192.100	48.325 12	48.175 4T	47.675 4	47.925 6
8	Aspire	*	191.850	48.675 4	48.050 7T	47.300 8T	47.825 7T
9	GymNasti	*	191.500	48.225 15	47.975 9T	47.350 6	47.950 4T
10	X-Calibur	*	191.025	48.525 8T	47.400 14	47.325 7	47.775 9
11	TGS	*	190.825	48.275 13T	47.975 9T	47.300 8T	47.275 18
12	HGA	*	190.125	48.525 8T	47.725 12	46.450 19	47.425 15
13	LEGACY ELITE GYM	*	189.975	48.350 11	46.900 21	47.275 10	47.450 14
14	Flying High	*	189.825	48.025 22T	47.675 13	46.900 14	47.225 19T
15	Midwest Elite	*	189.650	48.550 7	46.725 23	46.775 15T	47.600 12
16	FlipStar Gymnastics	*	189.450	48.075 20	47.375 15	46.775 15T	47.225 19T
17	Premier Gymnastics	*	189.200	48.175 16	48.050 7T	45.775 28T	47.200 22

Illinois Level 3 State Championships

Team Results





May 4-6, 2018

Page: 2

Printed: 5/6/2018 3:34:18 PM

Women / 3 / All Ages





Session: All

Rank	Gym	Team	Score				
18	Flips Gymnastics	*	189.075	48.100 18T	46.525 25	47.100 12	47.350 16T
19	GCGT	*	188.850	47.675 28	47.275 16	46.750 17	47.150 23
20	Bartlett Gymnastics	*	188.775	48.425 10	47.025 20	46.575 18	46.750 30
21	PGC	*	188.400	48.025 22T	47.225 17T	45.525 34	47.625 11
22	Gym Fusion	*	188.200	48.150 17	47.225 17T	45.600 32T	47.225 19T
23	BIG	*	187.825	47.875 24	46.825 22	46.100 26	47.025 25T
24	Gym Corner	*	187.425	47.775 25	46.200 35T	46.325 21	47.125 24
25T	IVGA	*	187.150	47.475 32T	47.050 19	45.600 32T	47.025 25*
25T	IGI Gymnastics	*	187.150	47.400 35	46.450 27	46.275 22	47.025 25*
27	Cary Gym	*	187.100	47.175 40	46.375 28	46.200 24	47.350 16T
28	UGA	*	187.000	47.550 29T	46.075 37	46.425 20	46.950 28
29	FLIP	*	186.950	48.050 21	46.600 24	45.700 30	46.600 33T
30	River City Gymnastic	*	186.750	46.775 46T	46.300 32	46.175 25	47.500 13
31	Chicago Park Dist	*	186.125	48.100 18T	45.950 38	45.775 28T	46.300 40T
32	Ultimate Gymnastics	*	185.950	47.550 29T	46.225 33T	45.300 37	46.875 29
33	CLGTC	*	185.650	47.725 26T	46.350 29T	45.025 40	46.550 36
34	BGGC	*	185.550	47.475 32T	46.475 26	45.475 35	46.125 42

Illinois Level 3 State Championships

Team Results





May 4-6, 2018

Rank	Gym	Team	Score				
35T	Northwest Turners	*	185.375	47.525 31	46.350 29T	44.925 41	46.575 35
35T	I-Power	*	185.375	47.450 34	45.425 41	45.850 27	46.650 32
37	IGA	*	185.225	46.900 44	46.225 33T	45.675 31	46.425 37T
38	Midstate	*	184.875	47.725 26T	44.475 48	46.250 23	46.425 37T
39	Talent	*	184.250	46.775 46T	45.600 39	45.175 38	46.700 31
40	MATT	*	183.925	47.375 36	44.875 45	45.075 39	46.600 33T
41	Lsa	*	183.425	47.100 41	46.325 31	44.200 43	45.800 45
42	Energym	*	183.325	46.850 45	46.200 35T	43.975 46	46.300 40T
43	NGC	*	182.850	47.325 37	45.450 40	44.100 44	45.975 43
44	AAG	*	182.700	46.600 48	44.375 49T	45.350 36	46.375 39
45	CITY CLUB	*	181.825	47.200 39	44.725 47	44.075 45	45.825 44
46	Quad City	*	180.775	47.025 42	45.275 42	43.825 47	44.650 50
47	Lga	*	180.225	46.150 51	44.850 46	44.525 42	44.700 49
48	WLAC	*	179.400	46.225 50	45.125 44	42.900 49	45.150 47
49	ESCX	*	177.150	46.100 52	43.775 52	42.975 48	44.300 51
50	CIGA	*	177.025	46.925 43	44.375 49T	41.900 50	43.825 53
51	CGA	*	176.925	47.300 38	43.875 51	40.175 53	45.575 46

Illinois Level 3 State Championships

Team Results

May 4-6, 2018

Rank	Gym	Team	Score				
52	Summit Gymnastics Ac	*	176.050	46.500 49	45.225 43	40.475 52	43.850 52
53	UGA Tinley	*	176.000	45.725 53	43.575 53	41.825 51	44.875 48