





7 & 8 Illinois State Championships

Team Results

Women / 7 / Ch A,Ch B,Ch C,Ch D,Ch E
Session: All

Mar 23-25, 2018

Rank	Gym	Team	Score				
1	Legacy Elite	*	116.825	28.925 2	29.400 1	29.175 2T	29.325 1
2	Gym Nasti	*	116.275	28.975 1	29.050 4	29.075 5	29.175 2
3	Phenom	*	116.125	28.775 3	29.200 2	29.100 4	29.050 4
4	IK Gymnastics	*	115.925	28.425 5T	29.100 3	29.275 1	29.125 3
5	Premier West	*	115.250	28.425 5T	28.950 5	28.950 6	28.925 6
6	GAR	*	114.775	28.175 10	28.450 8	29.175 2T	28.975 5
7	Naperville Gymnastic	*	113.850	28.200 8T	28.175 13	28.900 7	28.575 12
8	IGI Gymnastics	*	113.375	28.375 7	28.375 9T	27.725 16	28.900 7
9	Aspire Gymnastics	*	113.300	28.550 4	28.525 7	27.925 14	28.300 15T
10	CITY Club Gymnastics	*	112.875	27.375 18T	28.575 6	28.625 8	28.300 15T
11	Flips Gymnastics	*	112.775	27.825 14	28.375 9T	27.875 15	28.700 8T
12	Midwest Elite Gym	*	112.750	28.050 12	28.000 14	28.100 13	28.600 11
13	Flip Star Gymnastics	*	112.625	28.125 11	27.250 19	28.550 9	28.700 8T
14	Ultimate Gurnee	*	112.500	28.200 8T	27.375 17	28.225 11	28.700 8T
15	St. Charles Gymnast	*	112.150	27.700 15	28.375 9T	28.200 12	27.875 18
16	Chicago Park Dist	*	111.750	27.375 18T	27.675 16	28.275 10	28.425 13
17	USGTC	*	111.050	27.600 16	28.275 12	26.800 19	28.375 14
18	Ivga	*	110.050	27.425 17	27.150 21	27.550 17	27.925 17





7 & 8 Illinois State Championships

Team Results

Mar 23-25, 2018

Women / 7 / Ch A,Ch B,Ch C,Ch D,Ch E

Session: All





Rank	Gym	Team	Score				
19	Crystal Lake Gymnast	*	109.950	28.000 13	27.750 15	26.650 20	27.550 20
20	Gymnastics Factory	*	109.450	26.925 21	27.325 18	27.350 18	27.850 19
21	Oak Park Gymnastics	*	106.575	27.100 20	27.175 20	25.575 21	26.725 21

7 & 8 Illinois State Championships

Team Results

Women / 7 / Jr A, Jr B, Jr C, Jr D, Jr E
Session: All

Mar 23-25, 2018

Rank	Gym	Team	Score				
1	Phenom	*	114.575	28.950 1	28.550 2	28.450 4	28.625 3
2	Premier West	*	114.425	28.550 2	28.625 1	28.475 3	28.775 2
3	Gym Kinetics	*	113.475	28.250 5	27.775 7	28.625 2	28.825 1
4	Legacy Elite	*	113.450	28.300 4	28.125 5	28.700 1	28.325 7
5	CITY Club Gymnastics	*	112.900	27.900 11	28.175 4	28.400 5	28.425 6
6	Huntley Gymnastics	*	112.125	28.175 7T	27.475 9	28.200 6	28.275 9
7	IGI Gymnastics	*	111.900	28.175 7T	28.000 6	27.225 13	28.500 4T
8T	Gymnastics Etc.	*	111.325	28.225 6	27.625 8	26.975 15	28.500 4T
8T	USGTC	*	111.325	27.850 13	27.325 10T	28.100 7	28.050 11
10	Midstate Gymnastics	*	110.825	28.050 9	27.275 12	27.575 10	27.925 13T
11	Gym Nasti	*	110.325	28.475 3	25.475 16	28.075 8	28.300 8
12	Palatine Gym Club	*	109.700	27.500 17	27.075 14	26.950 16	28.175 10
13	Midwest Elite Gym	*	108.900	27.200 18	28.225 3	27.275 12	26.200 20
14	Chicago Park Dist	*	108.275	27.625 14	25.150 17	27.600 9	27.900 15
15	Naperville Gymnastic	*	108.025	27.525 15T	27.325 10T	25.800 19	27.375 17
16	Flip Star Gymnastics	*	107.950	27.975 10	24.800 19	27.150 14	28.025 12
17	Premier Gymnastics	*	107.625	27.525 15T	24.850 18	27.425 11	27.825 16
18	I-Power Gymnastics	*	107.225	26.925 19	27.100 13	26.400 17	26.800 18





7 & 8 Illinois State Championships

Team Results

Mar 23-25, 2018

Women / 7 / Jr A, Jr B, Jr C, Jr D, Jr E

Session: All





Rank	Gym	Team	Score				
19	Crystal Lake Gymnast	*	105.950	27.875 12	25.675 15	25.725 20	26.675 19
20	UGA	*	104.875	26.525 20	24.275 20	26.150 18	27.925 13T

7 & 8 Illinois State Championships

Team Results

Women / 7 / Sr A, Sr B, Sr C, Sr D, Sr E
Session: All

Mar 23-25, 2018

Rank	Gym	Team	Score				
1	Legacy Elite	*	116.800	29.500 1	28.750 1	29.150 1	29.400 1
2	Ultimate Gurnee	*	113.000	28.500 5	27.575 2	28.125 3	28.800 2
3	Viking Gymnastics	*	111.700	29.025 2	27.300 4	27.125 6	28.250 4
4	Flip Star Gymnastics	*	111.000	28.550 4	27.400 3	26.850 10	28.200 5
5	Gymkhana	*	108.950	28.300 7	26.075 7	26.975 7	27.600 10
6	Palatine Gym Club	*	108.750	27.650 12	27.025 5	26.500 13	27.575 11
7	USGTC	*	108.675	27.000 15	26.425 6	27.500 5	27.750 8
8	Flips Gymnastics	*	108.625	28.375 6	25.125 10	26.600 12	28.525 3
9	Premier West	*	108.075	27.775 10T	24.625 12	28.225 2	27.450 12
10	Phenom	*	107.550	27.925 9	24.200 14	27.775 4	27.650 9
11	Premier Gymnastics	*	107.350	28.700 3	24.825 11	26.800 11	27.025 16
12	Chicago Park Dist	*	107.225	28.000 8	24.475 13	26.900 8T	27.850 7
13	Aerial Gymnastics	*	106.000	27.325 14	23.875 15	26.900 8T	27.900 6
14	American Academy	*	105.725	27.525 13	25.900 9	25.125 15	27.175 15
15	Libertyville Gymnast	*	105.100	26.950 16	26.050 8	24.750 16	27.350 14
16	All Around Gymnastic	*	88.225	27.775 10T	16.750 22	25.625 14	18.075 28T
17	Oak Park Gymnastics	*	71.050	26.350 18	8.550 43	9.475 36	26.675 17
18	Springfield YMCA	*	63.650	26.775 17	0.000 58T	9.450 37	27.425 13

7 & 8 Illinois State Championships

Team Results

Mar 23-25, 2018

Women / 7 / Sr A, Sr B, Sr C, Sr D, Sr E
Session: All

Rank Gym Team Score







7 & 8 Illinois State Championships

Team Results

Women / 7 / All Ages

Session: All

Mar 23-25, 2018





Rank	Gym	Team	Score				
1	Legacy Elite	*	117.725	29.500 1	29.400 1	29.300 2	29.525 1
2	IK Gymnastics	*	117.225	28.925 5	29.275 2	29.600 1	29.425 2
3	Phenom	*	116.650	29.250 2	29.200 3	29.150 4	29.050 6
4	Gym Nasti	*	116.300	29.000 4	29.050 5	29.075 5	29.175 3T
5	Premier West	*	116.050	28.800 6T	29.100 4	29.000 6	29.150 5
6	GAR	*	115.025	28.400 17T	28.475 12	29.175 3	28.975 7
7	Bartlett Gymnastics	*	114.975	28.550 14T	28.625 8	28.625 12T	29.175 3T
8	IGI Gymnastics	*	114.875	28.625 13	28.950 6	28.375 17	28.925 8T
9	Flips Gymnastics	*	114.550	28.800 6T	28.375 15T	28.450 14T	28.925 8T
10	Ultimate Gurnee	*	114.450	28.700 11T	28.450 13T	28.400 16	28.900 10T
11	Gym Kinetics	*	114.400	28.325 21T	28.575 9	28.650 10T	28.850 12
12	Flip Star Gymnastics	*	114.300	28.750 10	28.075 22	28.750 9	28.725 14
13	Naperville Gymnastic	*	114.175	28.400 17T	28.175 19	28.900 7	28.700 15
14	CITY Club Gymnastics	*	114.125	28.175 26T	28.700 7	28.650 10T	28.600 16T
15	St. Charles Gymnast	*	113.975	28.125 28	28.375 15T	28.875 8	28.600 16T
16	Gymnastics Etc.	*	113.625	28.775 9	28.150 20T	27.875 27T	28.825 13
17	Midwest Elite Gym	*	113.600	28.225 24	28.450 13T	28.325 18	28.600 16T
18	Chicago Park Dist	*	113.500	28.075 29T	27.900 24	28.625 12T	28.900 10T

7 & 8 Illinois State Championships

Team Results

Women / 7 / All Ages
Session: All

Mar 23-25, 2018

Rank	Gym	Team	Score				
19	Aspire Gymnastics	*	113.475	28.550 14T	28.525 10T	27.925 26	28.475 21T
20	USGTC	*	113.125	28.075 29T	28.275 18	28.275 19T	28.500 20
21	Huntley Gymnastics	*	112.900	28.175 26T	28.000 23	28.450 14T	28.275 28T
22	Crystal Lake Gymnast	*	112.475	28.350 20	28.525 10T	27.325 36T	28.275 28T
23	Gymnastics Factory	*	112.150	28.025 31	28.375 15T	27.650 33	28.100 34
24	Gymkhana	*	112.050	28.800 6T	27.075 31	27.850 29	28.325 27
25	Palatine Gym Club	*	112.000	27.775 37	27.800 26	28.175 21	28.250 30T
26	Viking Gymnastics	*	111.900	29.025 3	27.300 27	27.125 40	28.450 23
27	Oak Park Gymnastics	*	111.750	27.800 35T	28.150 20T	27.875 27T	27.925 37
28	Midstate Gymnastics	*	111.725	28.375 19	27.275 28	27.700 32	28.375 25
29	Energym Gymnastics	*	111.575	28.425 16	26.575 36	28.100 23	28.475 21T
30	Infinity Gymnastics	*	111.550	28.325 21T	26.975 32	28.275 19T	27.975 36
31	Ivga	*	111.425	28.000 32	27.150 30	28.025 25	28.250 30T
32	Aerial Gymnastics	*	111.300	27.500 40	27.200 29	28.050 24	28.550 19
33	Buffalo Grove Gym	*	111.175	27.975 33	26.725 34	28.125 22	28.350 26
34	I-Power Gymnastics	*	111.125	27.575 39	27.825 25	27.825 30	27.900 38
35	Premier Gymnastics	*	110.275	28.700 11T	26.125 40	27.625 34	27.825 39
36	Gym Corner	*	109.575	27.175 43	26.200 39	27.800 31	28.400 24

7 & 8 Illinois State Championships

Team Results





Mar 23-25, 2018

Page: 3

Printed: 3/26/2018 9:10:25 AM

Women / 7 / All Ages

Session: All

Rank	Gym	Team	Score				
37	NWT Gymnastics	*	109.075	27.800 35T	26.700 35	27.150 39	27.425 43T
38	Libertyville Gymnast	*	108.575	27.450 41	26.800 33	26.250 42	28.075 35
39	UGA	*	108.325	27.075 45	25.875 41	27.200 38	28.175 33
40	Champaign Gymnastics	*	107.775	27.875 34	25.400 43	27.325 36T	27.175 46
41	The Gymnastics Zone	*	107.600	27.350 42	24.450 44	27.550 35	28.250 30T
42	American Academy	*	107.450	28.200 25	26.475 37	25.125 44	27.650 42
43	All Around Gymnastic	*	107.350	28.300 23	25.600 42	25.675 43	27.775 40
44	Flying High	*	105.075	27.100 44	26.250 38	24.025 45	27.700 41
45	Ultimate Gymnastics	*	104.475	27.750 38	22.325 45	27.075 41	27.325 45
46	Springfield YMCA	*	63.650	26.775 46	0.000 68T	9.450 61	27.425 43T