





2017 Level 6-7 IL State Championships

Team Results





Mar 24-26, 2017

Rank	Gym	Team	Score				
1	GymNasti Gymnastics	*	116.150	29.100 1	29.250 1T	28.975 1	28.825 3
2	Igi	*	115.725	28.750 3	29.025 3	28.875 2	29.075 2
3	Phenom	*	115.175	28.850 2	29.250 1T	28.275 11	28.800 4
4	Premier West	*	114.900	28.650 5	28.800 5	28.775 5	28.675 7
5	Infinity Gymnastics	*	114.825	28.700 4	28.975 4	28.700 6	28.450 11T
6	GAR	*	114.150	28.000 15	28.225 9	28.825 3T	29.100 1
7	Legacy Elite	*	113.850	28.125 12	28.550 7	28.450 7	28.725 5T
8	American Institute	*	113.800	28.450 7T	28.200 10	28.425 8	28.725 5T
9	Aspire	*	113.675	28.450 7T	28.700 6	28.025 14T	28.500 9T
10	NGC	*	113.000	28.450 7T	28.425 8	27.900 16	28.225 15
11	World Class	*	112.750	28.150 11	27.900 14	28.250 12	28.450 11T
12	Ultimate	*	112.600	28.050 14	28.100 11	27.800 17	28.650 8
13	Energym	*	112.225	28.550 6	28.025 12	27.475 18	28.175 18T
14	Gym Kinetics	*	111.800	27.650 17T	27.150 17	28.825 3T	28.175 18T
15	Crystal Lake	*	111.550	28.300 10	27.675 15	27.450 19	28.125 20
16	UGA	*	111.225	27.400 21	27.925 13	28.025 14T	27.875 21
17	Huntley Gymnastics	*	110.825	27.650 17T	27.500 16	27.325 20	28.350 13

2017 Level 6-7 IL State Championships

Team Results

Mar 24-26, 2017

Rank	Gym	Team	Score				
18	C.I.T.Y. Club	*	110.400	26.850 23	26.975 18	28.375 9	28.200 16T
19	Flying High	*	109.925	27.450 20	26.825 19	27.150 21	28.500 9T
20	Libertyville	*	109.700	27.750 16	26.750 20	27.000 23	28.200 16T
21	Palmer's	*	109.225	27.000 22	25.600 22	28.300 10	28.325 14
22	Gym Factory	*	108.250	27.550 19	25.800 21	27.125 22	27.775 22
23	Gem City	*	106.750	28.075 13	23.425 23	28.150 13	27.100 23





2017 Level 6-7 IL State Championships

Team Results

Women / 7 / Sr A, Sr B, Sr C, Sr D, Sr E

Session: 3,4,5

Mar 24-26, 2017

Rank	Gym	Team	Score				
1	Dreams Gymnastics	*	113.550	29.025 1	28.600 2	28.125 5	27.800 17
2	Shg	*	113.450	28.800 2T	28.800 1	27.125 17	28.725 1
3	St. Charles	*	113.300	28.625 6T	27.750 6	28.575 1	28.350 7
4	Legacy Elite	*	112.850	28.625 6T	27.950 3T	28.000 6T	28.275 9
5	MEGAIL	*	112.825	28.650 5	27.725 7	28.375 3	28.075 14
6	Flips	*	112.600	28.425 12	27.950 3T	27.650 11	28.575 2
7	Ultimate	*	112.550	28.700 4	27.450 11T	28.000 6T	28.400 5
8	Flying High	*	112.525	28.275 14	27.475 9T	28.400 2	28.375 6
9	Flip Star	*	111.800	28.525 9	27.100 14	27.675 10	28.500 3T
10	Oak Park Gymnastics	*	111.600	28.350 13	27.675 8	27.450 15	28.125 12
11	PEGA	*	111.200	27.725 20	27.225 13	28.150 4	28.100 13
12T	Crystal Lake	*	110.650	28.575 8	25.900 19	27.975 8	28.200 10
12T	American Institute	*	110.650	28.500 10T	26.025 18	27.625 12	28.500 3T
14	Igi	*	110.475	27.525 22	26.800 15	27.850 9	28.300 8
15	NGC	*	109.950	28.050 17	27.450 11T	26.600 18	27.850 16
16	Infinity Gymnastics	*	109.725	28.500 10T	25.750 21	27.575 13	27.900 15
17	USGTC	*	109.325	28.075 15T	26.475 17	27.350 16	27.425 20





2017 Level 6-7 IL State Championships

Team Results

Women / 7 / Sr A, Sr B, Sr C, Sr D, Sr E

Session: 3,4,5





Mar 24-26, 2017

Rank	Gym	Team	Score				
18	Jump Start	*	109.250	28.800 2T	26.550 16	25.750 21	28.150 11
19	Buehler	*	106.325	28.075 15T	25.175 22	25.525 22	27.550 18
20	Gym Fusion	*	105.775	27.900 18	25.100 23	25.325 23	27.450 19
21	Libertyville	*	97.950	27.675 21	25.825 20	25.825 20	18.625 27
22	GAR	*	92.275	18.600 28	27.475 9T	27.525 14	18.675 25T
23	GymSpot	*	89.925	27.800 19	17.050 30	26.500 19	18.575 29T
24	Lakeshore MP	*	84.475	18.900 24T	27.850 5	18.675 25	19.050 21

2017 Level 6-7 IL State Championships

Team Results





Mar 24-26, 2017

Rank	Gym	Team	Score				
1	GymNasti Gymnastics	*	116.200	29.150 1	29.250 1T	28.975 1	28.825 5
2	Igi	*	115.800	28.750 7T	29.100 3	28.875 2	29.075 2
3	Premier West	*	115.300	28.775 6	29.000 4	28.850 3	28.675 8T
4	Phenom	*	115.275	28.900 3	29.250 1T	28.275 16T	28.850 4
5	Infinity Gymnastics	*	114.900	28.700 9T	28.975 5	28.700 6	28.525 13
6	Shg	*	114.850	28.800 4T	28.800 6	28.525 9	28.725 7
7	Legacy Elite	*	114.675	28.625 14T	28.650 9T	28.600 7	28.800 6
8	GAR	*	114.600	28.250 25	28.425 11	28.825 4T	29.100 1
9	American Institute	*	114.450	28.750 7T	28.325 12	28.500 10	28.875 3
10	Aspire	*	113.925	28.450 19T	28.700 7T	28.275 16T	28.500 14T
11	St. Charles	*	113.900	28.625 14T	28.200 13	28.575 8	28.500 14T
12	Dreams Gymnastics	*	113.650	29.025 2	28.700 7T	28.125 22	27.800 35
13	Ultimate	*	113.625	28.700 9T	28.150 14	28.100 23	28.675 8T
14	Crystal Lake	*	113.400	28.675 12	28.125 15	28.200 19	28.400 18
15	NGC	*	113.250	28.450 19T	28.650 9T	27.900 26	28.250 23T
16	Flying High	*	113.125	28.275 23T	27.850 20T	28.400 11	28.600 10
17	MEGAIL	*	112.925	28.650 13	27.825 22	28.375 12T	28.075 31T

2017 Level 6-7 IL State Championships

Team Results

Mar 24-26, 2017





Rank	Gym	Team	Score				
18	World Class	*	112.750	28.150 26T	27.900 19	28.250 18	28.450 17
19	Flips	*	112.600	28.425 21	27.950 18	27.650 28	28.575 11T
20T	Energym	*	112.400	28.700 9T	28.025 16T	27.475 31	28.200 25T
20T	Flip Star	*	112.400	28.525 17	27.250 27	28.050 24	28.575 11T
22	Gymnastics Etc.	*	112.325	28.575 16	27.100 30	28.375 12T	28.275 22
23T	Gym Kinetics	*	111.800	27.650 38	27.150 29	28.825 4T	28.175 27
23T	UGA	*	111.800	27.725 37	28.025 16T	28.025 25	28.025 33
25	C.I.T.Y. Club	*	111.750	27.500 41	27.675 23T	28.375 12T	28.200 25T
26	Oak Park Gymnastics	*	111.600	28.350 22	27.675 23T	27.450 32	28.125 29
27	PEGA	*	111.425	27.950 32	27.225 28	28.150 20T	28.100 30
28	Huntley Gymnastics	*	111.400	28.050 30	27.500 25	27.500 29T	28.350 20T
29	Palmer's	*	111.200	27.600 39	26.750 33	28.350 15	28.500 14T
30	Libertyville	*	110.550	27.975 31	26.950 31	27.250 34	28.375 19
31	Gem City	*	110.525	28.275 23T	26.825 32	28.150 20T	27.275 40
32	Gymkhana	*	110.375	28.475 18	27.275 26	26.900 36	27.725 36
33	Palatine	*	109.475	27.925 33	25.775 38	27.700 27	28.075 31T
34	Gym Factory	*	109.425	27.775 36	26.650 34	27.125 35	27.875 34

2017 Level 6-7 IL State Championships

Team Results

Mar 24-26, 2017





Page: 3
 Printed: 3/29/2017 10:11:46 AM
 Women / 7 / All Ages
 Session: All

Rank	Gym	Team	Score				
35	USGTC	*	109.325	28.075 28T	26.475 37	27.350 33	27.425 39
36	Jump Start	*	109.250	28.800 4T	26.550 36	25.750 41	28.150 28
37	Aerial	*	108.550	27.450 42	25.250 40	27.500 29T	28.350 20T
38	Gym Fusion	*	106.675	27.900 34	25.500 39	25.825 40	27.450 38
39	Buehler	*	106.325	28.075 28T	25.175 41	25.525 42	27.550 37
40	Gym Zone Antioch	*	105.175	27.575 40	26.600 35	24.025 43	26.975 41
41	I-Power	*	100.800	27.350 43	18.450 46	26.750 37	28.250 23T
42	BIG	*	99.950	28.150 26T	18.825 42	26.700 38	26.275 42
43	GymSpot	*	89.925	27.800 35	17.050 53T	26.500 39	18.575 49T
44	Lakeshore MP	*	84.475	18.900 45	27.850 20T	18.675 45	19.050 43
45	Spfld Y	*	45.025	18.250 55	0.000 70	8.775 63	18.000 56

2017 Level 6-7 IL State Championships

Team Results





Mar 24-26, 2017

Rank	Gym	Team	Score				
1	Premier West	*	114.925	28.500 2	28.750 1	28.825 1T	28.850 1
2	MEGAIL	*	113.775	28.250 4	28.700 2	28.300 7	28.525 3
3	Shg	*	113.475	28.550 1	28.100 3	28.525 4	28.300 6
4	Bartlett	*	112.950	28.125 6	28.000 4	28.375 5T	28.450 5
5	St. Charles	*	112.575	27.500 12	27.775 5T	28.825 1T	28.475 4
6	Palmer's	*	112.025	28.400 3	27.475 8	28.150 9	28.000 8
7	Rising Stars	*	111.800	27.775 9	27.400 10	27.925 12	28.700 2
8	USGTC	*	111.275	27.850 8	27.450 9	28.000 11	27.975 9T
9	Huntley Gymnastics	*	111.125	27.675 11	27.775 5T	27.900 13	27.775 13
10	Chicago Park Dist	*	110.875	28.000 7	26.975 13	28.175 8	27.725 14
11	Northwest Turners	*	110.800	28.200 5	26.725 17	27.600 15	28.275 7
12	Legacy Elite	*	110.000	27.375 15	26.825 16	28.375 5T	27.425 19
13	Midstate	*	109.950	27.225 18	26.500 18	28.550 3	27.675 15
14	Illinois Valley	*	109.425	27.425 13	26.950 14T	27.200 16	27.850 11
15	Mid IL	*	109.275	27.300 16	26.950 14T	27.825 14	27.200 20
16	NGC	*	109.200	27.725 10	27.025 12	26.625 18	27.825 12
17	Gym Factory	*	109.125	27.400 14	27.525 7	26.575 19T	27.625 16T

2017 Level 6-7 IL State Championships

Team Results


Mar 24-26, 2017

Rank	Gym	Team	Score				
18	World Class	*	108.475	27.275 17	25.100 20	28.125 10	27.975 9T
19	Aerial	*	108.125	26.600 20	27.350 11	26.575 19T	27.600 18
20	Crystal Lake	*	106.825	26.900 19	25.375 19	26.925 17	27.625 16T

2017 Level 6-7 IL State Championships

Team Results





Mar 24-26, 2017

Rank	Gym	Team	Score				
1	Premier West	*	113.800	27.875 5	28.550 1	28.750 1	28.625 2
2	BIG	*	113.125	28.500 1	28.100 2	28.075 6T	28.450 3
3	NGC	*	111.825	27.750 6	27.800 3	28.125 5	28.150 6T
4	Flip Star	*	111.325	28.125 3	27.150 6	28.225 3	27.825 13T
5	C.I.T.Y. Club	*	111.275	27.625 8	27.725 4	28.000 9	27.925 11
6	Rising Stars	*	111.025	28.150 2	25.850 17	28.075 6T	28.950 1
7	Palatine	*	110.775	27.200 15	27.400 5	27.975 10	28.200 4
8	Crystal Lake	*	110.450	27.575 9	26.700 7T	28.025 8	28.150 6T
9	Northwest Turners	*	110.300	28.075 4	26.525 9	27.825 12	27.875 12
10	Team Oswego	*	109.975	27.650 7	26.250 14	27.925 11	28.150 6T
11	USGTC	*	109.550	27.450 11	25.950 16	28.150 4	28.000 10
12	Premier	*	109.350	27.425 12T	25.700 18	28.400 2	27.825 13T
13	Aerial	*	109.325	27.025 18	26.350 12T	27.775 13	28.175 5
14	Midstate	*	108.950	27.150 16	26.350 12T	27.400 14	28.050 9
15	Chicago Park Dist	*	108.350	27.275 14	26.400 11	27.000 16	27.675 16
16	QCGA	*	108.300	27.550 10	26.450 10	27.150 15	27.150 17
17	American Acad	*	107.275	27.425 12T	26.700 7T	25.400 18	27.750 15

2017 Level 6-7 IL State Championships

Team Results





Mar 24-26, 2017

Rank	Gym	Team	Score				
18	Oak Lawn	*	106.650	27.125 17	26.000 15	26.875 17	26.650 18

2017 Level 6-7 IL State Championships

Team Results




Mar 24-26, 2017

Rank	Gym	Team	Score				
1	Gym Kinetics	*	112.750	28.325 3	27.600 3	28.525 2	28.300 3
2	Buffalo Grove	*	112.525	28.125 4	27.725 1	28.400 4	28.275 4
3	Flip Star	*	112.425	28.375 2	27.700 2	27.975 6	28.375 2
4	Rising Stars	*	110.800	27.800 5	25.850 11	28.450 3	28.700 1
5	Premier West	*	110.650	27.600 8	26.800 6	28.725 1	27.525 12
6	Chicago Park Dist	*	110.100	27.625 7	26.900 4T	27.475 9	28.100 5
7	Premier	*	109.800	28.625 1	25.750 13	27.725 8	27.700 7
8	American Institute	*	109.775	27.300 12T	26.750 7	28.075 5	27.650 8T
9	USGTC	*	109.300	27.550 9	26.900 4T	27.200 12T	27.650 8T
10	Cary Gym	*	108.275	27.425 11	26.225 9	26.825 14	27.800 6
11	Oak Lawn	*	108.125	27.500 10	26.000 10	27.250 10T	27.375 14T
12	Libertyville	*	108.075	26.675 15	26.550 8	27.250 10T	27.600 11
13	Gym Zone Antioch	*	107.950	27.300 12T	25.300 15	27.850 7	27.500 13
14	Edwardsville	*	106.775	26.550 16	25.800 12	27.200 12T	27.225 16
15	Elite Sports	*	106.700	27.175 14	25.450 14	26.700 15	27.375 14T
16	Huntley Gymnastics	*	106.175	27.675 6	24.700 16	26.175 16	27.625 10

2017 Level 6-7 IL State Championships

Team Results

Mar 24-26, 2017





Rank	Gym	Team	Score				
1	IK	*	115.800	28.875 1	28.650 3	29.300 1	28.975 2
2	Premier West	*	115.575	28.725 2	29.000 1	28.925 2	28.925 3
3	BIG	*	114.200	28.500 7	28.600 4	28.600 8T	28.500 8
4	Bartlett	*	114.125	28.400 12	28.200 7	28.775 7	28.750 4
5	Shg	*	114.100	28.550 4T	28.575 5	28.525 12	28.450 10
6	Rising Stars	*	113.900	28.425 10T	27.750 12	28.600 8T	29.125 1
7	MEGAIL	*	113.775	28.250 13	28.700 2	28.300 22	28.525 7
8	Gym Kinetics	*	113.625	28.550 4T	27.800 10	28.850 3T	28.425 11T
9	St. Charles	*	113.600	28.125 16T	27.975 8	28.850 3T	28.650 5
10	Flip Star	*	113.300	28.525 6	27.950 9	28.400 16T	28.425 11T
11	NGC	*	112.875	27.975 25	28.225 6	28.125 28T	28.550 6
12	Northwest Turners	*	112.850	28.450 9	27.700 15	28.275 23	28.425 11T
13T	Legacy Elite	*	112.525	27.875 26T	27.375 23	28.850 3T	28.425 11T
13T	Huntley Gymnastics	*	112.525	28.150 14T	27.775 11	28.425 14T	28.175 22T
13T	Buffalo Grove	*	112.525	28.125 16T	27.725 13T	28.400 16T	28.275 16T
16	USGTC	*	112.350	28.100 18T	27.650 16	28.325 20T	28.275 16T
17	Palmer's	*	112.300	28.425 10T	27.475 21	28.325 20T	28.075 29T

2017 Level 6-7 IL State Championships

Team Results

Mar 24-26, 2017





Page: 2
 Printed: 3/29/2017 10:11:39 AM
 Women / 6 / All Ages
 Session: All

Rank	Gym	Team	Score				
18	American Institute	*	112.200	28.475 8	27.050 30	28.400 16T	28.275 16T
19T	Palatine	*	111.900	27.650 34	27.550 17T	28.350 19	28.350 15
19T	Chicago Park Dist	*	111.900	28.075 21	27.525 19T	28.200 24T	28.100 26T
21	Crystal Lake	*	111.650	27.875 26T	27.550 17T	28.050 31	28.175 22T
22	Team Oswego	*	111.575	28.025 22T	27.300 25	28.000 32T	28.250 19T
23	Gym Factory	*	111.500	28.150 14T	27.525 19T	27.950 34T	27.875 39T
24	Midstate	*	111.325	27.575 36	26.850 32	28.800 6	28.100 26T
25	C.I.T.Y. Club	*	111.275	27.625 35	27.725 13T	28.000 32T	27.925 34T
26	Lakeshore MP	*	111.225	28.000 24	27.250 26T	27.800 36	28.175 22T
27	Gym Zone Antioch	*	111.200	27.825 28	27.025 31	28.425 14T	27.925 34T
28T	Premier	*	111.175	28.625 3	26.150 48	28.550 11	27.850 41T
28T	Mid IL	*	111.175	27.500 39T	27.400 22	28.150 27	28.125 25
30T	X-Calibur	*	111.000	27.725 30*	26.600 39	28.600 8T	28.075 29T
30T	Gym Corner	*	111.000	27.725 30*	27.175 28T	28.175 26	27.925 34T
32	Aerial	*	110.800	27.200 46T	27.350 24	27.775 37	28.475 9
33	3D	*	110.650	28.025 22T	26.250 46	28.500 13	27.875 39T
34	Illinois Valley	*	110.475	27.675 33	27.250 26T	27.700 39	27.850 41T

2017 Level 6-7 IL State Championships

Team Results

Mar 24-26, 2017





Rank	Gym	Team	Score				
35	Ultimate	*	110.400	27.500 39T	26.750 34T	28.200 24T	27.950 32T
36	Infinity Gymnastics	*	110.175	27.400 44	26.750 34T	28.125 28T	27.900 38
37	Flips	*	110.000	27.775 29	26.550 40T	27.575 40	28.100 26T
38	Pride Of IL	*	109.850	27.150 48	26.550 40T	27.950 34T	28.200 21
39	Flying High	*	109.775	27.200 46T	27.175 28T	27.725 38	27.675 45
40	Viking	*	109.550	28.100 18T	26.525 43	26.975 49	27.950 32T
41	Oak Park Gymnastics	*	109.425	28.100 18T	25.650 50	27.425 42	28.250 19T
42	Oak Lawn	*	109.075	27.525 38	26.700 36T	27.475 41	27.375 50T
43	World Class	*	108.475	27.275 45	25.100 53	28.125 28T	27.975 31
44	Connection	*	108.450	27.700 32	26.775 33	26.600 52	27.375 50T
45	QCGA	*	108.300	27.550 37	26.450 44	27.150 46	27.150 54
46	Cary Gym	*	108.275	27.425 41T	26.225 47	26.825 50	27.800 43
47	Ugc	*	108.125	26.725 50	26.700 36T	27.100 47	27.600 47T
48	Libertyville	*	108.075	26.675 52T	26.550 40T	27.250 44	27.600 47T
49	Elite Sports	*	107.975	27.425 41T	25.600 51	27.325 43	27.625 46
50	American Acad	*	107.275	27.425 41T	26.700 36T	25.400 55	27.750 44
51	Edwardsville	*	106.775	26.550 54	25.800 49	27.200 45	27.225 53

2017 Level 6-7 IL State Championships

Team Results

Mar 24-26, 2017

Page: 4
 Printed: 3/29/2017 10:11:40 AM
 Women / 6 / All Ages
 Session: All

Rank	Gym	Team	Score				
52	EGGS	*	106.000	26.675 52T	25.250 52	26.750 51	27.325 52
53	GymSpot	*	105.975	26.400 55	25.000 54	27.025 48	27.550 49
54	Fire House Gym	*	105.550	26.975 49	26.300 45	25.525 54	26.750 55
55	Va	*	105.250	26.700 51	24.600 55	26.025 53	27.925 34T