

2017 Level 3 & 5 State Meet

Team Results





Mar 31 - Apr 2, 2017

Page: 1

Printed: 4/3/2017 4:29:34 PM

Women / 5 / Jr A, Jr B, Jr C, Jr D, Jr E





Session: 10,11,12

Rank	Gym	Team	Score				
1	IK	*	115.200	28.500 1	28.700 2	29.025 2	28.975 1
2	Phenom	*	114.075	28.275 3	28.325 4	29.075 1	28.400 2
3	Legacy Elite	*	113.425	28.175 4	28.950 1	27.975 6	28.325 3
4	American Institute	*	112.325	27.525 8	28.400 3	28.250 3	28.150 5
5	GymNasti Gymnastics	*	112.100	28.475 2	28.100 5	27.225 15	28.300 4
6	IGI	*	111.050	27.700 6	27.350 9	28.200 4	27.800 10T
7T	Gym Kinetics	*	110.225	27.050 13T	27.275 10	27.800 7T	28.100 6
7T	Aspire	*	110.225	27.225 11T	27.700 6	27.550 11	27.750 12T
9	Ultimate	*	110.075	27.550 7	27.425 7	27.350 13	27.750 12T
10	Gymnastics Etc.	*	109.900	28.050 5	26.625 13	27.675 9	27.550 14
11	Flips	*	109.800	27.450 9	26.650 12	27.800 7T	27.900 8
12	Energym	*	109.750	27.325 10	26.425 14	28.125 5	27.875 9
13	X-Calibur	*	108.450	27.225 11T	26.125 16	27.300 14	27.800 10T
14	Crystal Lake	*	108.425	26.525 17	27.375 8	26.500 16	28.025 7
15	Buffalo Grove	*	107.975	26.825 15	26.225 15	27.425 12	27.500 15
16	C.I.T.Y. Club	*	107.025	26.250 18	26.700 11	27.650 10	26.425 18
17	LGA	*	105.400	27.050 13T	25.600 19	26.050 17	26.700 17

2017 Level 3 & 5 State Meet

Team Results

Mar 31 - Apr 2, 2017

Rank	Gym	Team	Score				
18	Bartlett	*	105.175	26.700 16	26.050 18	24.950 18	27.475 16
19	UGA	*	101.475	25.325 19	26.100 17	24.025 19	26.025 19

2017 Level 3 & 5 State Meet

Team Results





Mar 31 - Apr 2, 2017

Page: 1

Printed: 4/3/2017 4:29:36 PM

Women / 5 / Sr A, Sr B, Sr C, Sr D, Sr E





Session: 12,13,14

Rank	Gym	Team	Score				
1	Legacy Elite	*	113.175	28.050 3	28.350 2	28.750 2	28.025 5
2	Phenom	*	113.100	28.225 1	27.725 5	28.850 1	28.300 1
3	GymNasti Gymnastics	*	111.100	27.175 7	27.850 4	28.425 3	27.650 8
4T	Pgc	*	111.075	27.450 5	28.400 1	27.400 8	27.825 6T
4T	Gymnastics Etc.	*	111.075	28.075 2	27.150 7T	27.750 6	28.100 3
6	Gym Kinetics	*	110.400	27.000 10	27.250 6	28.075 5	28.075 4
7	Energym	*	109.825	27.225 6	26.200 15	28.175 4	28.225 2
8	Aspire	*	108.625	27.025 8T	26.525 11	27.700 7	27.375 10
9	IGI	*	108.225	26.975 11	26.325 14	27.325 9	27.600 9
10	Huntley Gymnastics	*	108.125	27.650 4	26.600 10	26.625 14	27.250 11
11	American Institute	*	107.750	26.350 14	26.700 9	26.875 12	27.825 6T
12	Wilmette	*	107.650	27.025 8T	27.925 3	26.050 16	26.650 13
13	I-Power	*	107.150	26.325 15	26.350 13	27.300 10	27.175 12
14	UGA	*	105.975	26.025 18	27.150 7T	26.725 13	26.075 17
15	USGTC	*	104.700	26.775 12	25.175 16	26.400 15	26.350 15
16T	Elite Sports	*	104.375	26.200 17	24.775 17	27.150 11	26.250 16
16T	LGA	*	104.375	26.300 16	26.400 12	25.625 18	26.050 18

2017 Level 3 & 5 State Meet

Team Results

Mar 31 - Apr 2, 2017

Rank	Gym	Team	Score				
18	Tgs	*	101.500	25.500 19	24.275 19	26.025 17	25.700 19
19	Oak Lawn	*	100.775	26.550 13	22.275 20	25.400 19	26.550 14
20	Cary Gym	*	77.500	17.450 29	24.350 18	17.500 24	18.200 23

2017 Level 3 & 5 State Meet

Team Results





Mar 31 - Apr 2, 2017

Page: 1

Printed: 4/3/2017 4:29:33 PM

Women / 5 / All Ages





Session: All

Rank	Gym	Team	Score				
1	Phenom	*	189.925	47.225 1	46.925 3T	48.425 1	47.350 2
2	IK	*	189.750	47.050 3T	46.775 5	47.900 2	48.025 1
3	Legacy Elite	*	189.725	47.050 3T	48.000 1	47.550 3	47.125 3
4	GymNasti Gymnastics	*	187.900	47.200 2	46.925 3T	46.825 5	46.950 6
5	American Institute	*	186.100	45.475 11	47.075 2	46.700 7	46.850 7
6	Gymnastics Etc.	*	184.925	46.850 5	45.125 11	46.325 9	46.625 8
7	Gym Kinetics	*	184.825	45.200 13T	45.775 7	46.775 6	47.075 4
8	IGI	*	183.900	45.875 7	45.250 10	46.500 8	46.275 10
9	Energym	*	183.750	45.600 9	44.200 14	46.950 4	47.000 5
10T	Pgc	*	183.500	45.300 12	46.750 6	45.500 14	45.950 13
10T	Aspire	*	183.500	45.500 10	45.675 9	46.250 10	46.075 12
12	Ultimate	*	183.375	45.775 8	45.750 8	45.700 13	46.150 11
13	X-Calibur	*	181.700	44.950 16	44.075 16	46.175 11	46.500 9
14	Flips	*	181.100	45.200 13T	44.175 15	45.875 12	45.850 14
15	Huntley Gymnastics	*	178.850	46.125 6	43.400 18	44.050 16	45.275 15
16	LGA	*	176.300	45.050 15	43.725 17	43.375 18	44.150 17
17	Buffalo Grove	*	176.000	44.025 18	41.975 19	44.925 15	45.075 16

2017 Level 3 & 5 State Meet

Team Results

Mar 31 - Apr 2, 2017

Rank	Gym	Team	Score				
18	UGA	*	175.300	43.300 19	44.750 13	43.475 17	43.775 18
19	Wilmette	*	175.200	44.325 17	45.075 12	42.450 19	43.350 19