





# 2017 Level 3 & 5 State Meet

## Team Results





Mar 31 - Apr 2, 2017

Rank	Gym	Team	Score				
1	Aspire	*	114.650	29.025 4	28.925 1T	28.375 2	28.325 4
2	X-Calibur	*	114.575	29.250 1	28.825 4	27.850 5	28.650 2
3	Lakeshore MP	*	113.675	29.150 2	27.925 11	27.875 4	28.725 1
4	Gym Kinetics	*	113.250	28.450 9	28.775 5	27.900 3	28.125 5
5T	NGC	*	113.175	29.125 3	28.925 1T	27.675 7	27.450 11
5T	I-Power	*	113.175	28.350 11	28.250 9T	28.475 1	28.100 6
7	Premier Gymnastics	*	112.950	28.800 5T	28.925 1T	27.350 13T	27.875 8
8	Pride Of IL	*	112.425	28.425 10	27.875 12	27.625 8	28.500 3
9	IK	*	111.825	28.075 20	28.675 6	27.375 12	27.700 10
10	Gymnastics Etc.	*	111.800	28.700 7	28.250 9T	27.100 16T	27.750 9
11	Premier West	*	111.200	28.325 12	28.275 8	27.225 15	27.375 12
12	Flip Star	*	111.150	28.550 8	27.825 13	27.600 9	27.175 15
13	Ultimate	*	110.775	27.850 21T	27.250 21	27.700 6	27.975 7
14	Illinois Valley	*	110.475	28.800 5T	28.300 7	26.325 23	27.050 19
15	Legacy Elite	*	110.275	28.250 15T	27.675 15	27.100 16T	27.250 14
16	Shg	*	109.625	27.500 27	27.725 14	27.100 16T	27.300 13
17	Chicago Park Dist	*	109.400	28.250 15T	27.450 19	26.800 21	26.900 22

# 2017 Level 3 & 5 State Meet

## Team Results





Mar 31 - Apr 2, 2017

Rank	Gym	Team	Score				
18	Midstate	*	109.000	28.275 13T	26.400 28	27.350 13T	26.975 21
19	Energym	*	108.950	28.275 13T	27.625 16	26.925 20	26.125 28
20	American Institute	*	108.925	27.750 25	27.400 20	27.400 11	26.375 26T
21	GymNasti Gymnastics	*	108.600	26.975 28	26.975 25	27.525 10	27.125 17
22	Bartlett	*	108.475	28.100 19	26.450 27	27.075 19	26.850 23
23	IGI	*	108.300	27.550 26	27.175 22	26.475 22	27.100 18
24	MEGA	*	108.275	27.850 21T	27.475 18	26.225 24	26.725 25
25	Jump Start	*	108.200	27.825 23	27.500 17	25.875 25T	27.000 20
26	Team Oswego	*	108.025	28.225 17	27.100 23	25.875 25T	26.825 24
27	Huntley Gymnastics	*	107.450	28.125 18	26.500 26	25.675 28	27.150 16
28	Rising Stars	*	107.000	27.775 24	27.050 24	25.800 27	26.375 26T
29	Cary Gym	*	103.650	26.550 29	26.175 29	24.875 29	26.050 29

# 2017 Level 3 & 5 State Meet

## Team Results





Mar 31 - Apr 2, 2017

Rank	Gym	Team	Score				
1	Phenom	*	115.150	29.225 1	28.950 3	28.500 2	28.475 1
2	Premier West	*	115.075	29.050 2	29.175 1	28.400 4	28.450 2
3	Gym Kinetics	*	114.175	28.950 5	28.650 4	28.800 1	27.775 9
4T	Aspire	*	113.850	29.025 3T	28.975 2	27.875 5	27.975 5
4T	AGI	*	113.850	28.900 7	28.400 6	28.475 3	28.075 3T
6	Flip Star	*	112.525	29.025 3T	28.050 11	27.550 9T	27.900 6T
7T	Gem City	*	112.350	28.325 12T	28.525 5	27.600 8	27.900 6T
7T	Chicago Park Dist	*	112.350	28.500 9	28.225 9	27.550 9T	28.075 3T
9	Midstate	*	112.200	28.750 8	27.975 12T	27.650 6T	27.825 8
10	Lakeshore MP	*	111.675	28.925 6	27.400 20	27.650 6T	27.700 10T
11	GymNasti Gymnastics	*	111.225	28.075 20T	28.375 7	27.300 17	27.475 14T
12	Tgs	*	110.650	28.325 12T	27.275 21	27.475 11	27.575 12T
13	Gym Fusion	*	110.475	28.300 15	27.175 23T	27.425 12	27.575 12T
14	Champaign	*	110.350	28.000 22	28.325 8	27.350 16	26.675 26
15	Legacy Elite	*	110.000	28.425 10	27.225 22	27.000 19	27.350 17
16T	Cary Gym	*	109.850	28.075 20T	27.975 12T	26.975 20T	26.825 23
16T	Buffalo Grove	*	109.850	27.875 24	27.825 14	27.400 13	26.750 25

# 2017 Level 3 & 5 State Meet

## Team Results

Mar 31 - Apr 2, 2017

Rank	Gym	Team	Score				
18	Premier Gymnastics	*	109.675	28.375 11	28.075 10	25.925 29T	27.300 18
19	Flying High	*	109.575	28.100 19	27.425 19	26.350 26	27.700 10T
20	Gymkhana	*	109.550	27.625 30	27.475 18	26.975 20T	27.475 14T
21	Oak Park Gymnastics	*	109.225	27.725 27T	26.750 28	27.375 14T	27.375 16
22	American Institute	*	109.150	27.350 34	27.650 15	27.375 14T	26.775 24
23	BIG	*	109.050	28.200 18	26.500 30T	27.150 18	27.200 20
24	Dreams	*	108.725	28.325 12T	27.175 23T	25.975 28	27.250 19
25	Bartlett	*	108.525	28.225 17	26.625 29	26.800 22	26.875 22
26	LGA	*	108.150	27.575 31	27.625 16	26.450 23	26.500 27T
27	IGI	*	107.600	27.700 29	26.475 32	26.400 25	27.025 21
28	UGA	*	107.375	27.900 23	27.100 25	25.925 29T	26.450 29
29	NGTC	*	106.900	27.550 32	27.000 26	26.050 27	26.300 31
30	Lakeshore	*	106.075	28.250 16	26.500 30T	24.925 32	26.400 30
31	Shg	*	104.450	27.850 25	25.900 34	24.950 31	25.750 32
32	USGTC	*	104.375	27.725 27T	26.975 27	24.025 34	25.650 33
33	Elite Sports	*	104.350	27.525 33	26.075 33	24.250 33	26.500 27T
34	Team Oswego	*	99.500	27.775 26	27.500 17	26.425 24	17.800 42





# 2017 Level 3 & 5 State Meet

## Team Results

Women / 3 / Jr A, Jr B, Jr C, Jr D, Jr E, Jr F

Session: 5,6





Mar 31 - Apr 2, 2017

Rank	Gym	Team	Score				
1	Premier West	*	114.925	28.600 8T	29.225 1	28.600 2	28.500 2
2	Phenom	*	114.475	28.800 4T	28.575 3	28.575 3	28.525 1
3	Gym Kinetics	*	113.975	29.375 1	28.450 5T	28.150 4	28.000 3
4	PEGA	*	113.725	28.725 7	28.450 5T	28.725 1	27.825 6T
5	Gymnastics Etc.	*	113.500	28.800 4T	28.900 2	28.050 5	27.750 9T
6	Gym Fusion	*	112.500	28.600 8T	28.400 8	27.750 7	27.750 9T
7	BIG	*	111.975	29.125 2	27.800 15	27.450 12	27.600 11
8	Chicago Park Dist	*	111.800	28.425 10	28.425 7	27.150 18T	27.800 8
9	Cary Gym	*	111.325	27.900 22	28.025 11	27.525 10	27.875 5
10	Gymkhana	*	111.200	28.250 14T	28.225 9	27.200 17	27.525 12
11	American Institute	*	111.150	28.300 12	27.425 22	27.925 6	27.500 13T
12	Midstate	*	111.000	28.025 18	27.725 18	27.300 15	27.950 4
13T	Crystal Lake	*	110.975	28.875 3	27.825 13T	26.950 22	27.325 17*
13T	NGC	*	110.975	28.325 11	28.175 10	27.150 18T	27.325 17*
15	Mattoon	*	110.800	28.125 17	27.250 24	27.600 9	27.825 6T
16	Pride Of IL	*	110.625	28.250 14T	27.825 13T	27.050 20	27.500 13T
17	Oak Park Gymnastics	*	110.350	28.750 6	27.750 16T	26.700 23	27.150 20

# 2017 Level 3 & 5 State Meet

## Team Results

Mar 31 - Apr 2, 2017

Rank	Gym	Team	Score				
18	Infinity Gymnastics	*	110.150	28.250 14T	27.925 12	27.400 13	26.575 24T
19	Flips	*	110.050	28.000 19	27.050 25	27.675 8	27.325 17T
20	Palmer's	*	109.900	27.750 24	27.575 21	27.500 11	27.075 21
21	Champaign	*	109.850	27.575 28	27.600 20	27.250 16	27.425 15
22	Premier Gymnastics	*	109.550	27.350 29	28.550 4	26.275 27T	27.375 16
23	Aspire	*	109.150	27.950 20T	27.750 16T	26.500 25	26.950 22
24	UGA	*	108.400	27.950 20T	27.700 19	26.175 29	26.575 24T
25	Hayasaki	*	108.250	27.700 25T	26.950 26	27.325 14	26.275 28
26	Gem City	*	108.050	27.800 23	26.700 27	26.975 21	26.575 24T
27	Team Oswego	*	107.875	27.650 27	27.325 23	26.275 27T	26.625 23
28	Legacy Elite	*	107.075	28.275 13	26.050 29	26.350 26	26.400 27
29	Gym Corner	*	106.925	27.700 25T	26.450 28	26.575 24	26.200 29





# 2017 Level 3 & 5 State Meet

## Team Results

Women / 3 / Sr A, Sr B, Sr C, Sr D, Sr E, Sr F

Session: 7,8

Mar 31 - Apr 2, 2017

Rank	Gym	Team	Score				
1	Premier West	*	115.475	28.925 6	29.025 1	28.575 1	28.950 1
2	Gym Kinetics	*	114.775	29.225 1	28.800 2	28.475 3T	28.275 4
3	Gymnastics Etc.	*	114.200	29.000 2T	28.550 4	28.200 5	28.450 2
4	Phenom	*	114.025	28.900 7	28.525 5T	28.475 3T	28.125 5
5	Champaign	*	113.175	28.775 10T	28.400 7T	28.075 7	27.925 8
6	Mattoon	*	113.125	29.000 2T	27.900 13T	28.150 6	28.075 6
7	Gem City	*	113.100	28.750 12	28.300 10	27.725 12	28.325 3
8	Connection	*	112.500	28.475 18	28.525 5T	27.800 9	27.700 12
9	Flips	*	112.325	29.000 2T	27.900 13T	27.425 16	28.000 7
10	Gymkhana	*	112.050	28.650 14	28.150 11	27.925 8	27.325 14
11	Gym Fusion	*	111.925	28.525 16	28.350 9	27.225 18T	27.825 10
12	Gym Corner	*	111.225	28.850 8	28.025 12	27.500 14	26.850 18T
13	Oak Park Gymnastics	*	111.000	28.975 5	27.900 13T	27.600 13	26.525 23T
14	Pride Of IL	*	110.850	28.300 20	28.775 3	26.000 25	27.775 11
15	Infinity Gymnastics	*	110.725	28.275 21	28.400 7T	27.450 15	26.600 22
16	I-Power	*	110.600	28.050 23	26.875 22T	27.775 10T	27.900 9
17	Crystal Lake	*	110.300	28.775 10T	26.950 20	27.350 17	27.225 15

# 2017 Level 3 & 5 State Meet

## Team Results





Mar 31 - Apr 2, 2017

Page: 2

Printed: 4/3/2017 3:44:20 PM

Women / 3 / Sr A, Sr B, Sr C, Sr D, Sr E, Sr F

Session: 7,8

Rank	Gym	Team	Score				
18	Chicago Park Dist	*	110.225	28.825 9	26.900 21	27.050 20	27.450 13
19	Tgs	*	110.025	28.500 17	27.475 17	27.225 18T	26.825 20
20	PEGA	*	109.850	27.575 26	27.250 18	28.500 2	26.525 23T
21	Huntley Gymnastics	*	109.725	28.550 15	27.500 16	26.575 22	27.100 17
22	Talents	*	109.525	28.025 24	26.875 22T	27.775 10T	26.850 18T
23	HUGS	*	107.700	28.675 13	26.400 26	25.500 26	27.125 16
24	Elite Sports	*	107.625	28.125 22	26.725 24	26.700 21	26.075 27
25	Premier Gymnastics	*	106.600	28.450 19	27.225 19	24.250 28	26.675 21
26	3D	*	106.550	27.525 27	26.475 25	26.050 24	26.500 25
27	USGTC	*	106.300	27.450 28	26.325 27	26.475 23	26.050 28
28	Mgpd	*	103.775	27.800 25	25.050 28	24.600 27	26.325 26



# 2017 Level 3 & 5 State Meet

## Team Results





Mar 31 - Apr 2, 2017

Page: 1

Printed: 4/3/2017 3:44:12 PM

Women / 3 / All Ages

Session: All

Rank	Gym	Team	Score				
1	Premier West	*	193.675	48.425 9	49.025 1	48.025 2	48.200 1
2	Gym Kinetics	*	193.300	48.950 1	48.775 2	47.975 3	47.600 3
3	Phenom	*	192.925	48.700 3	48.425 4T	48.125 1	47.675 2
4	Gymnastics Etc.	*	192.150	48.775 2	48.425 4T	47.375 6	47.575 4
5	Aspire	*	191.300	48.500 6T	48.375 6	47.225 8	47.200 9
6	X-Calibur	*	190.900	48.550 4	48.150 8	46.675 14T	47.525 7
7	Pride Of IL	*	190.725	48.100 17	48.550 3	46.525 17	47.550 5T
8	GymNasti Gymnastics	*	190.000	47.625 32	48.175 7	47.325 7	46.875 13
9	Lakeshore MP	*	189.225	48.525 5	46.425 35T	46.900 11	47.375 8
10	PEGA	*	188.975	47.725 29	47.025 24	47.825 4	46.400 24T
11T	Flying High	*	188.950	47.850 25	47.250 21	46.300 27	47.550 5T
11T	I-Power	*	188.950	47.525 33	47.100 23	47.475 5	46.850 14
13	Gem City	*	188.700	47.975 21T	47.425 13T	46.275 28	47.025 11
14	Gym Fusion	*	188.625	47.950 23	47.600 11	46.475 18	46.600 17T
15	Midstate	*	188.525	47.800 28	47.275 18T	46.400 21T	47.050 10
16	Champaign	*	188.500	47.825 26T	47.575 12	46.675 14T	46.425 22T
17	Chicago Park Dist	*	188.400	48.075 18	47.425 13T	46.150 30	46.750 15

# 2017 Level 3 & 5 State Meet

## Team Results





Mar 31 - Apr 2, 2017

Page: 2

Printed: 4/3/2017 3:44:12 PM

Women / 3 / All Ages





Session: All

Rank	Gym	Team	Score				
18	AGI	*	188.350	48.275 12	46.650 32T	46.925 10	46.500 19T
19	NGC	*	188.275	48.450 8	47.750 10	46.100 31	45.975 35
20	Tgs	*	188.150	48.050 19	46.925 26	46.750 12	46.425 22T
21	Mattoon	*	188.125	48.350 10T	46.150 41	46.700 13	46.925 12
22	BIG	*	187.975	48.500 6T	46.650 32T	46.575 16	46.250 30
23	Premier Gymnastics	*	187.950	48.150 15	48.075 9	45.225 46	46.500 19T
24	Oak Park Gymnastics	*	187.900	48.250 13	46.650 32T	46.350 25	46.650 16
25	American Institute	*	187.850	47.425 36	47.275 18T	47.200 9	45.950 36
26	Flips	*	187.825	48.350 10T	46.775 29	46.225 29	46.475 21
27	Flip Star	*	187.625	48.125 16	46.825 28	46.325 26	46.350 26
28	Legacy Elite	*	187.525	48.025 20	46.725 30T	46.450 19	46.325 27
29	Gymkhana	*	187.500	47.650 31	47.175 22	46.375 24	46.300 28
30	Connection	*	187.300	47.000 44	47.275 18T	46.425 20	46.600 17T
31	Palmer's	*	187.200	47.375 38	47.300 16T	46.400 21T	46.125 33
32	Infinity Gymnastics	*	187.175	47.675 30	47.375 15	46.400 21T	45.725 40
33	Huntley Gymnastics	*	186.300	47.900 24	46.850 27	45.375 42	46.175 32
34	Cary Gym	*	186.275	46.975 45	46.950 25	45.950 33	46.400 24T

# 2017 Level 3 & 5 State Meet

## Team Results

Mar 31 - Apr 2, 2017

Rank	Gym	Team	Score				
35	IK	*	186.200	46.875 47T	47.300 16T	45.750 35T	46.275 29
36	IGI	*	185.950	47.500 34T	46.200 40	46.050 32	46.200 31
37	Crystal Lake	*	185.675	48.200 14	46.125 42	45.600 38	45.750 37T
38	QCGA	*	184.750	47.300 40	46.725 30T	45.525 39	45.200 46
39	Gym Corner	*	184.675	47.975 21T	46.425 35T	45.750 35T	44.525 53
40	Team Oswego	*	184.550	47.200 41	46.325 37	45.475 40T	45.550 41
41	Lakeshore	*	184.300	47.825 26T	45.700 50	45.300 45	45.475 42
42	Jump Start	*	184.000	47.050 43	45.850 45T	45.350 43T	45.750 37T
43	Ultimate	*	183.725	46.350 58	45.475 52T	45.825 34	46.075 34
44	Twisters	*	183.700	46.850 49	45.875 44	45.675 37	45.300 45
45	Shg	*	183.100	46.675 54	45.800 48	44.875 49	45.750 37T
46	Bartlett	*	182.875	47.325 39	44.625 58	45.475 40T	45.450 43
47	Buffalo Grove	*	182.775	46.500 57	46.250 39	45.350 43T	44.675 51
48	USGTC	*	182.225	46.700 53	45.850 45T	44.775 50	44.900 49
49	Energym	*	181.850	47.100 42	45.475 52T	45.200 47	44.075 57
50	MEGA	*	181.325	46.875 47T	45.825 47	43.775 54T	44.850 50
51	UGA	*	181.275	46.750 51T	45.975 43	44.225 52	44.325 55

# 2017 Level 3 & 5 State Meet

## Team Results





Mar 31 - Apr 2, 2017

Page: 4

Printed: 4/3/2017 3:44:12 PM

Women / 3 / All Ages

Session: All

Rank	Gym	Team	Score				
52	Illinois Valley	*	180.875	47.400 37	45.750 49	43.175 59	44.550 52
53	Talents	*	180.800	46.575 56	44.725 57	45.125 48	44.375 54
54	Rivercity	*	180.575	46.750 51T	44.825 55	43.825 53	45.175 47
55	Dreams	*	180.325	46.950 46	45.550 51	42.425 61	45.400 44
56	3D	*	179.900	46.775 50	44.800 56	44.475 51	43.850 58
57	HUGS	*	179.850	47.500 34T	43.775 60	43.425 57	45.150 48
58	LGA	*	179.350	45.575 60	46.300 38	43.775 54T	43.700 59
59	Elite Sports	*	178.275	46.625 55	44.250 59	43.300 58	44.100 56
60	NGTC	*	178.200	46.125 59	44.925 54	43.475 56	43.675 60
61	Rising Stars	*	174.575	45.425 61	43.150 61	42.550 60	43.450 61