





# Level 4 State Championships

## Team Results

Mar 10-12, 2017

Rank	Gym	Team	Score				
1	IK Gymnastics	*	112.875	27.675 3	28.475 1	28.225 6	28.500 1
2	FlipStar Gymnastics	*	111.875	27.600 4	27.650 6	28.850 1T	27.775 3
3	CITY	*	111.800	26.900 11	27.950 2T	28.850 1T	28.100 2
4	SCGA	*	111.550	27.225 8	27.950 2T	28.775 3	27.600 7
5	HGA	*	111.500	27.575 5	27.850 4	28.350 5	27.725 4T
6	Aspire	*	110.900	27.775 2	27.300 9T	28.100 8	27.725 4T
7	Legacy EL	*	110.875	27.550 6	27.750 5	28.075 9	27.500 8T
8	Premier	*	110.350	27.250 7	27.625 7	28.150 7	27.325 10
9	IGI	*	110.175	26.825 12	27.125 11T	28.500 4	27.725 4T
10	Phenom	*	110.000	27.950 1	27.300 9T	27.850 12	26.900 14
11	World Class	*	109.625	27.100 9	27.600 8	27.700 13	27.225 11
12	Premier West	*	109.050	26.400 16T	27.125 11T	28.025 10T	27.500 8T
13	Gym ETC	*	108.150	26.650 13T	27.025 13T	27.650 15	26.825 15
14	GAR	*	107.600	26.400 16T	26.500 20	27.675 14	27.025 12
15T	NW Turners	*	107.375	26.950 10	27.025 13T	28.025 10T	25.375 26
15T	CPD	*	107.375	26.500 15	26.825 15	27.550 16	26.500 19
17	Team Oswego	*	106.975	26.650 13T	26.525 17T	27.125 21	26.675 17





# Level 4 State Championships

## Team Results

Mar 10-12, 2017

Page: 2  
Printed: 3/13/2017 9:36:59 PM

Women / 4 / Ch A,Ch B,Ch C,Ch D,Ch E,Ch F  
Session: 1,2

Rank	Gym	Team	Score				
18	American Academy	*	106.700	26.100 21	26.525 17T	27.375 17T	26.700 16
19	Energym	*	106.125	26.150 19	26.350 21	27.200 20	26.425 21T
20	MEGA-IL	*	105.625	26.325 18	25.775 26	27.100 22	26.425 21T
21	Ult Gurnee	*	105.525	26.125 20	26.300 22	26.150 24	26.950 13
22	Crystal Lake	*	105.450	25.700 22	26.625 16	27.375 17T	25.750 25
23	Dreams	*	105.125	25.100 25	26.050 24	27.375 17T	26.600 18
24	Lakeshore	*	104.600	25.625 23	26.250 23	26.325 23	26.400 23
25	Buffalo Grove	*	103.525	25.025 26	26.525 17T	26.025 25	25.950 24
26	Bartlett	*	103.500	25.600 24	26.025 25	25.400 26	26.475 20





# Level 4 State Championships

## Team Results

Women / 4 / Youth A, Youth B, Youth C, Youth D, Youth E

Session: 3,4

Mar 10-12, 2017

Rank	Gym	Team	Score				
1	Phenom	*	112.800	27.400 3T	28.600 1	28.450 2	28.350 1
2	HGA	*	112.100	27.750 1	28.225 2T	27.875 7	28.250 2
3	Gym-Kinetics	*	111.500	27.350 5T	27.925 5	28.575 1	27.650 5
4	Premier West	*	111.200	27.400 3T	28.225 2T	27.825 8T	27.750 4
5	Gym X-Calibur	*	110.800	27.175 8	27.800 8	27.750 11	28.075 3
6	MEGA-IL	*	110.675	27.200 7	28.075 4	28.200 4	27.200 10T
7	Aspire	*	110.275	27.075 9	27.825 7	28.000 5	27.375 8
8	Gem City	*	109.975	27.350 5T	26.950 14T	28.350 3	27.325 9
9	BIG	*	109.825	27.650 2	27.750 9	27.600 13	26.825 16
10	SCGA	*	109.175	26.175 15T	27.700 10	27.825 8T	27.475 7
11	Premier	*	108.275	26.725 10	27.500 11	27.325 16	26.725 17
12	Ult Gurnee	*	107.900	25.875 20	27.200 13	27.800 10	27.025 12
13	Libertyville	*	107.825	26.375 13	27.875 6	26.725 20T	26.850 15
14	Energym	*	107.600	25.900 19	26.500 18	27.700 12	27.500 6
15	Gym Factory	*	107.450	26.475 12	27.275 12	27.125 17	26.575 18
16	IL Valley	*	106.575	25.975 18	26.925 17	27.900 6	25.775 24
17T	Buehler	*	106.525	26.175 15T	26.950 14*	27.425 15	25.975 21

# Level 4 State Championships





## Team Results

Mar 10-12, 2017

Page: 2  
Printed: 3/13/2017 9:38:04 PM

Women / 4 / Youth A, Youth B, Youth C, Youth D, Youth E

Session: 3,4

Rank	Gym	Team	Score				
17T	Dreams	*	106.525	26.125 17	26.950 14*	26.525 22	26.925 13
19	Oak Park	*	106.225	26.225 14	26.475 19	27.575 14	25.950 22T
20	Palatine	*	105.850	25.575 23	26.350 21	26.725 20T	27.200 10T
21	Buffalo Grove	*	105.300	25.650 22	25.925 22	26.850 19	26.875 14
22	3D Gymnastics	*	105.175	26.525 11	26.400 20	26.300 23	25.950 22T
23	Mattoon	*	103.950	25.300 24	25.500 23	26.925 18	26.225 19
24	Crystal Lake	*	102.700	25.775 21	24.750 24	25.975 24	26.200 20





# Level 4 State Championships

## Team Results

Mar 10-12, 2017

Page: 1  
Printed: 3/13/2017 9:38:28 PM





Women / 4 / Jr A, Jr B, Jr C, Jr D, Jr E  
Session: 4,5,6

Rank	Gym	Team	Score				
1	Gym-Nasti	*	113.925	28.275 1	28.225 2	28.675 1	28.750 1
2	HGA	*	112.150	27.700 3	28.025 3	28.400 3	28.025 3
3	Phenom	*	112.025	27.400 7	28.375 1	27.925 8	28.325 2
4	Gym-Kinetics	*	111.600	27.550 4	27.850 4	28.325 5	27.875 4
5	FlipStar Gymnastics	*	110.750	27.475 6	27.225 8	28.375 4	27.675 5
6	Flips	*	110.075	27.800 2	26.550 14	28.125 6	27.600 6
7	Premier West	*	109.925	26.475 10	27.650 5	28.450 2	27.350 10T
8	Legacy EL	*	109.750	27.500 5	27.525 6	27.375 13	27.350 10T
9	Palatine	*	108.000	26.425 11T	26.775 11	27.575 10	27.225 14
10	American Institute	*	107.800	25.650 17T	27.350 7	27.225 14	27.575 7
11	CPD	*	107.375	26.925 8	26.575 13	27.200 15	26.675 19
12	MEGA-IL	*	107.200	25.950 16	26.050 19	27.750 9	27.450 8T
13	Dreams	*	107.000	26.100 13	26.625 12	27.000 18	27.275 12
14	USGTC	*	106.925	25.475 20	26.525 15	28.100 7	26.825 18
15	Gym Corner	*	106.450	26.575 9	25.375 22	27.050 17	27.450 8T
16	Energym	*	106.400	26.425 11T	26.800 10	26.925 19	26.250 20
17	Wilmette	*	106.000	25.975 15	25.400 21	27.450 11	27.175 15

# Level 4 State Championships

## Team Results

Mar 10-12, 2017

Rank	Gym	Team	Score				
18	IGI	*	105.925	25.650 17T	26.150 17T	27.100 16	27.025 16
19	Gymkhana	*	105.250	26.000 14	26.150 17T	26.200 22	26.900 17
20	All Around	*	104.875	25.525 19	24.700 23	27.400 12	27.250 13
21	Gym Shop	*	104.250	25.000 23	26.850 9	26.775 21	25.625 22
22	American Academy	*	103.300	25.250 22	26.000 20	26.875 20	25.175 23
23	United Gym	*	103.200	25.325 21	26.200 16	26.000 23	25.675 21





# Level 4 State Championships

## Team Results

Mar 10-12, 2017

Page: 1  
Printed: 3/13/2017 9:38:47 PM

Women / 4 / Sr A, Sr B, Sr C, Sr D, Sr E  
Session: 6,7

Rank	Gym	Team	Score				
1	Premier West	*	112.500	27.825 1	27.925 2	28.425 2	28.325 1
2	FlipStar Gymnastics	*	111.725	27.800 2	27.800 5	28.225 3	27.900 2
3	Phenom	*	111.650	27.550 5	28.600 1	27.900 8	27.600 9
4	Gym ETC	*	111.025	27.725 3	27.825 4	27.850 9	27.625 6T
5	Palatine	*	110.950	27.675 4	27.850 3	27.725 12T	27.700 4
6	Peoria Elite	*	109.800	26.525 13	27.025 13	28.575 1	27.675 5
7	Gym Factory	*	109.775	27.450 6	27.200 11T	27.725 12T	27.400 12
8	CPD	*	109.550	26.500 14T	27.425 7	28.200 4	27.425 11
9	Gym Corner	*	109.500	26.875 8	27.250 9T	27.750 10T	27.625 6T
10	Gym-Kinetics	*	109.350	26.275 17	27.450 6	28.000 6	27.625 6T
11	Midwest Gym Connect	*	109.175	26.450 16	27.250 9T	27.725 12T	27.750 3
12	Buehler	*	108.550	27.100 7	27.350 8	26.925 20	27.175 14
13	Flying High	*	108.250	26.550 12	26.200 17T	27.925 7	27.575 10
14	Morgan Park	*	108.100	25.850 18T	27.200 11T	28.075 5	26.975 16
15	Wilmette	*	107.850	26.675 10	26.625 14	27.175 19	27.375 13
16	Gymkhana	*	106.825	25.700 22	26.525 15	27.725 12T	26.875 18
17	Flips	*	106.750	26.750 9	25.550 21	27.500 16	26.950 17





# Level 4 State Championships

## Team Results

Mar 10-12, 2017

Page: 2  
Printed: 3/13/2017 9:38:47 PM

Women / 4 / Sr A, Sr B, Sr C, Sr D, Sr E  
Session: 6,7

Rank	Gym	Team	Score				
18	All Around	*	106.300	26.500 14T	26.075 19T	26.725 22	27.000 15
19	Gem City	*	106.100	26.575 11	26.450 16	26.850 21	26.225 20
20	Oak Park	*	105.400	25.450 23	26.075 19T	27.300 18	26.575 19
21	Hayasaki	*	103.925	25.850 18T	24.700 24	27.750 10T	25.625 23
22T	USGTC	*	103.225	24.825 24	25.100 23	27.425 17	25.875 22
22T	Oak Lawn Pirouettes	*	103.225	25.725 21	26.200 17T	25.275 24	26.025 21
24	United Gym	*	95.075	25.750 20	25.500 22	26.100 23	17.725 27







# Level 4 State Championships

## Team Results

Mar 10-12, 2017

Page: 1  
 Printed: 3/13/2017 9:36:32 PM  
 Women / 4 / All Ages  
 Session: All





Rank	Gym	Team	Score				
1	Phenom	*	190.200	47.225 2	47.825 1	47.750 5T	47.400 2
2	HGA	*	189.175	46.800 4	47.450 2	47.600 7	47.325 3
3	Premier West	*	188.750	46.225 8	47.225 3	48.150 2	47.150 4
4	FlipStar Gymnastics	*	188.650	46.650 5	46.675 5	48.300 1	47.025 5
5	Gym-Nasti	*	188.550	46.925 3	46.550 8	47.575 8	47.500 1
6	Gym-Kinetics	*	187.000	45.850 10	46.575 7	47.775 3T	46.800 6
7	Aspire	*	186.475	46.425 6	46.625 6	46.925 13T	46.500 7T
8	SCGA	*	186.450	45.450 16	46.900 4	47.750 5T	46.350 13
9	Gym ETC	*	185.475	46.250 7	46.500 9T	46.700 20	46.025 17T
10	Legacy EL	*	185.125	46.025 9	46.500 9T	46.800 18	45.800 23
11	BIG	*	185.025	47.275 1	46.300 11	46.650 21T	44.800 42
12	Palatine	*	184.775	45.700 12	46.250 12T	46.600 23	46.225 14T
13	IGI	*	184.150	45.025 22T	45.800 20	47.300 9	46.025 17T
14T	Peoria Elite	*	184.025	44.500 28	45.375 28	47.775 3T	46.375 12
14T	MEGA-IL	*	184.025	45.375 18	46.025 16	46.925 13T	45.700 25T
16	American Institute	*	183.750	45.625 13	46.250 12T	45.925 38T	45.950 21
17	CPD	*	183.550	45.400 17	45.575 26T	46.950 11T	45.625 27T

# Level 4 State Championships

## Team Results

Mar 10-12, 2017

Page: 2  
 Printed: 3/13/2017 9:36:32 PM  
 Women / 4 / All Ages  
 Session: All





Rank	Gym	Team	Score				
18	Flying High	*	183.225	45.125 21	45.650 22	46.050 36T	46.400 10T
19	Gym X-Calibur	*	183.175	44.925 24	45.875 18T	46.150 33T	46.225 14T
20	CITY	*	183.150	44.050 38	46.175 15	47.225 10	45.700 25T
21	Premier	*	183.100	45.200 19	46.000 17	46.650 21T	45.250 36
22	IK Gymnastics	*	182.850	44.325 33T	45.875 18T	46.150 33T	46.500 7T
23	Gym Factory	*	182.825	45.500 14T	45.625 23T	46.175 31T	45.525 31
24	Midwest Gym Connect	*	182.300	43.450 46T	45.625 23T	46.825 17	46.400 10T
25	Gym Corner	*	182.200	44.825 25	45.125 31	46.175 31T	46.075 16
26	NW Turners	*	182.075	45.175 20	45.075 33T	46.725 19	45.100 37
27	Artistic	*	182.025	44.150 35T	45.075 33T	46.950 11T	45.850 22
28T	Flips	*	181.975	45.750 11	43.900 51	46.575 24	45.750 24
28T	Gem City	*	181.975	45.500 14T	44.750 41T	46.350 27T	45.375 32T
30	Energym	*	181.950	44.325 33T	45.325 29	46.325 29	45.975 19T
31	Dreams	*	181.450	44.025 39	45.575 26T	46.225 30	45.625 27T
32	Buehler	*	181.025	45.025 22T	45.600 25	45.575 46	44.825 41
33	Gym Fusion	*	181.000	43.950 41	44.225 49	46.350 27T	46.475 9
34	Oak Park	*	180.675	44.150 35T	44.650 43	46.875 15	45.000 39

# Level 4 State Championships

## Team Results

Mar 10-12, 2017

Page: 3  
 Printed: 3/13/2017 9:36:32 PM  
 Women / 4 / All Ages  
 Session: All





Rank	Gym	Team	Score				
35	Infinity Gymn.	*	180.425	44.450 29T	44.900 38	46.425 26	44.650 45
36T	World Class	*	180.300	44.350 32	45.775 21	45.750 40T	44.425 49
36T	GAR	*	180.300	44.000 40	45.250 30	45.675 43	45.375 32T
38	Wilmette	*	180.050	44.450 29T	44.325 47T	45.725 42	45.550 30
39	Ult Gurnee	*	179.800	43.675 43	45.100 32	45.650 44	45.375 32T
40	Bartlett	*	179.325	43.700 42	44.800 40	44.850 52	45.975 19T
41	Buffalo Grove	*	179.250	43.450 46T	44.875 39	45.600 45	45.325 35
42	Midstate Gymnastics	*	179.225	44.600 27	43.025 56	46.850 16	44.750 44
43	USGTC	*	178.825	43.150 50	44.550 45	46.525 25	44.600 46
44	Libertyville	*	178.750	44.075 37	46.200 14	44.000 56T	44.475 48
45	Gymkhana	*	178.650	43.250 49	44.325 47T	46.050 36T	45.025 38
46	Morgan Park	*	178.500	42.750 54	44.925 37	45.925 38T	44.900 40
47	Crystal Lake	*	178.100	43.575 44	45.050 35	45.475 47T	44.000 53
48	American Academy	*	178.000	43.400 48	44.575 44	45.750 40T	44.275 50
49	All Around	*	177.750	43.525 45	43.125 55	45.475 47T	45.625 27T
50	Team Oswego	*	177.575	44.375 31	43.700 52	44.725 54T	44.775 43
51	Lakeshore	*	176.925	42.725 55	44.350 46	45.350 49T	44.500 47

# Level 4 State Championships

## Team Results

Mar 10-12, 2017

Page: 4  
 Printed: 3/13/2017 9:36:32 PM  
 Women / 4 / All Ages  
 Session: All

Rank	Gym	Team	Score				
52	United Gym	*	176.725	43.000 51	44.750 41T	44.725 54T	44.250 51
53	Cary	*	176.450	44.775 26	43.525 54	44.000 56T	44.150 52
54	IL Valley	*	175.775	42.850 53	44.175 50	46.100 35	42.650 58
55	Gym Shop	*	175.700	42.625 56	44.975 36	44.750 53	43.350 55
56	JumpStart	*	174.600	42.925 52	43.625 53	45.350 49T	42.700 57
57	Mattoon	*	173.575	42.150 58	42.575 58	45.050 51	43.800 54
58	Oak Lawn Pirouettes	*	168.950	42.200 57	42.800 57	41.125 58	42.825 56