





Level 6,9,10 State

Team Results





Mar 16-18, 2018

| Rank | Gym | Team | Score |  |  |  |  |
|------|----------------------|------|---------|---|---|---|---|
| 1 | SCGA | * | 114.925 | 28.400 2 | 28.300 1 | 28.750 1 | 29.475 1 |
| 2 | Lakeshore Academy MP | * | 114.000 | 28.200 4 | 28.250 2 | 28.425 4T | 29.125 2 |
| 3 | Premier West | * | 113.225 | 27.575 11 | 28.100 3 | 28.450 2T | 29.100 3 |
| 4 | CITY | * | 112.975 | 27.875 6 | 27.725 6 | 28.425 4T | 28.950 5 |
| 5 | BIG | * | 112.650 | 28.650 1 | 27.525 7 | 28.100 10 | 28.375 14 |
| 6 | MEGA-IL | * | 112.625 | 27.800 7T | 27.750 5 | 28.375 6 | 28.700 11 |
| 7 | Ultimate | * | 112.500 | 28.150 5 | 27.150 13 | 28.200 8 | 29.000 4 |
| 8 | Premier | * | 112.125 | 27.800 7T | 27.950 4 | 28.275 7 | 28.100 16T |
| 9 | Palmer's | * | 111.900 | 27.400 12T | 27.325 10 | 28.450 2T | 28.725 8T |
| 10 | World Class | * | 111.875 | 28.350 3 | 27.425 8 | 27.575 14 | 28.525 13 |
| 11 | FlipStar Gymnastics | * | 111.800 | 27.725 10 | 27.175 12 | 28.175 9 | 28.725 8T |
| 12 | Lakeshore | * | 111.625 | 27.775 9 | 27.275 11 | 27.750 13 | 28.825 7 |
| 13 | Flying High | * | 111.250 | 27.175 14 | 27.350 9 | 27.850 11 | 28.875 6 |
| 14 | Gymnastics Etc. | * | 110.375 | 27.400 12T | 26.550 15T | 27.825 12 | 28.600 12 |
| 15 | CPD | * | 109.775 | 27.000 15 | 26.550 15T | 27.500 15 | 28.725 8T |
| 16 | KIAGA | * | 108.625 | 26.450 19 | 26.900 14 | 27.150 16 | 28.125 15 |
| 17 | NGC | * | 108.375 | 26.850 16 | 26.300 18 | 27.125 17 | 28.100 16T |

Level 6,9,10 State

Team Results

Mar 16-18, 2018

| Rank | Gym | Team | Score |  |  |  |  |
|------|---------|------|---------|---|---|---|---|
| 18 | LGA | * | 107.625 | 26.600 17 | 26.350 17 | 26.875 19 | 27.800 18T |
| 19 | MPSC | * | 105.850 | 26.550 18 | 24.850 20 | 26.650 20 | 27.800 18T |
| 20 | Trinity | * | 105.800 | 25.950 20 | 25.425 19 | 26.975 18 | 27.450 20 |





Level 6,9,10 State

Team Results

Mar 16-18, 2018

Women / 6 / Jr A, Jr B, Jr C, Jr D, Jr E





Session: All

| Rank | Gym | Team | Score |  |  |  |  |
|------|---------------------|------|---------|---|---|---|---|
| 1 | Premier West | * | 113.075 | 28.575 1 | 27.275 6 | 28.450 1 | 28.775 5 |
| 2 | Crystal Lake | * | 112.250 | 28.250 2 | 27.150 7 | 28.000 5 | 28.850 2 |
| 3 | HGA | * | 112.025 | 27.850 3 | 27.925 1 | 27.275 13T | 28.975 1 |
| 4 | Palmer's | * | 111.950 | 27.725 6 | 27.325 3 | 28.175 2 | 28.725 6T |
| 5 | LGA | * | 110.825 | 27.825 4 | 27.300 4T | 27.375 11T | 28.325 13 |
| 6 | Aerial | * | 110.675 | 27.175 13T | 26.600 9 | 28.075 3 | 28.825 3 |
| 7 | CPD | * | 110.600 | 27.200 12 | 27.300 4T | 27.725 8 | 28.375 12 |
| 8 | FLIP | * | 110.300 | 27.250 11 | 27.375 2 | 27.600 9 | 28.075 15T |
| 9 | FlipStar Gymnastics | * | 110.075 | 27.650 7 | 25.975 13 | 27.800 7 | 28.650 8 |
| 10 | Elite | * | 110.025 | 27.375 10 | 26.150 10T | 28.025 4 | 28.475 10 |
| 11 | Ultimate | * | 110.000 | 27.775 5 | 26.150 10T | 27.275 13T | 28.800 4 |
| 12 | MEGA-IL | * | 109.625 | 27.450 9 | 25.500 16 | 27.950 6 | 28.725 6T |
| 13 | Midstate | * | 109.325 | 27.625 8 | 25.750 14 | 27.375 11T | 28.575 9 |
| 14 | BIG | * | 108.750 | 27.175 13T | 25.600 15 | 27.575 10 | 28.400 11 |
| 15 | Gymn Zone | * | 108.275 | 26.800 16T | 26.975 8 | 26.425 16 | 28.075 15T |
| 16 | Gym Corner | * | 107.675 | 26.800 16T | 26.100 12 | 26.700 15 | 28.075 15T |
| 17 | Gym Shop | * | 106.150 | 27.050 15 | 25.050 17 | 25.800 17 | 28.250 14 |

Level 6,9,10 State

Team Results





Mar 16-18, 2018

| Rank | Gym | Team | Score |  |  |  |  |
|------|----------------------|------|---------|---|---|---|---|
| 1 | Lakeshore Academy MP | * | 114.075 | 28.475 2 | 27.800 1 | 28.850 1 | 28.950 2 |
| 2 | Gymnastics Etc. | * | 113.325 | 28.675 1 | 26.850 8 | 28.625 2 | 29.175 1 |
| 3 | Legacy Elite | * | 112.475 | 28.375 3 | 27.050 3T | 28.325 3 | 28.725 4 |
| 4 | Oak Lawn Pirouettes | * | 110.450 | 27.700 6T | 26.700 10 | 27.650 8 | 28.400 5 |
| 5 | GYM Fact | * | 110.200 | 27.775 5 | 27.050 3T | 27.050 16 | 28.325 7T |
| 6T | FlipStar Gymnastics | * | 110.125 | 27.200 10 | 26.975 5 | 27.775 6 | 28.175 11 |
| 6T | Oak Park Gymnastics | * | 110.125 | 27.700 6T | 26.875 7 | 27.575 9 | 27.975 13 |
| 8 | Ultimate | * | 110.050 | 27.850 4 | 25.900 14 | 27.525 10T | 28.775 3 |
| 9 | CPD | * | 109.950 | 27.525 9 | 27.125 2 | 27.400 12 | 27.900 14 |
| 10 | Gym Shop | * | 109.300 | 26.625 17 | 26.950 6 | 27.675 7 | 28.050 12 |
| 11 | All Around | * | 109.175 | 27.600 8 | 26.000 13 | 27.225 14T | 28.350 6 |
| 12 | Gym Corner | * | 108.950 | 26.825 13T | 26.750 9 | 27.525 10T | 27.850 16 |
| 13 | GPD Gymn | * | 108.675 | 26.825 13T | 25.525 15 | 28.000 4 | 28.325 7T |
| 14 | USGTC | * | 107.900 | 27.000 11 | 25.300 16 | 27.825 5 | 27.775 17 |
| 15 | Flying High | * | 107.275 | 26.700 15 | 25.050 18 | 27.225 14T | 28.300 9 |
| 16 | LGA | * | 107.175 | 26.600 18 | 26.375 11T | 26.450 18 | 27.750 18 |
| 17 | Victory Academy | * | 105.525 | 26.850 12 | 24.050 19 | 26.750 17 | 27.875 15 |

Level 6,9,10 State

Team Results





Mar 16-18, 2018

| Rank | Gym | Team | Score |  |  |  |  |
|------|----------|------|---------|---|---|---|---|
| 18 | Palatine | * | 105.275 | 26.675 16 | 25.075 17 | 25.800 19 | 27.725 19 |
| 19 | HGA | * | 100.850 | 18.900 19 | 26.375 11T | 27.350 13 | 28.225 10 |

Level 6,9,10 State

Team Results





Mar 16-18, 2018

| Rank | Gym | Team | Score |  |  |  |  |
|------|----------------------|------|---------|---|---|---|---|
| 1 | SCGA | * | 115.450 | 28.700 2 | 28.300 3T | 28.875 2 | 29.575 1 |
| 2 | Lakeshore Academy MP | * | 115.225 | 28.875 1 | 28.250 5 | 28.900 1 | 29.200 2 |
| 3 | HGA | * | 114.750 | 28.650 4T | 28.550 1 | 28.375 11T | 29.175 3T |
| 4 | Premier West | * | 114.550 | 28.575 6 | 28.300 3T | 28.550 6T | 29.125 5 |
| 5 | Gymnastics Etc. | * | 114.075 | 28.675 3 | 27.525 15 | 28.700 4 | 29.175 3T |
| 6 | World Class | * | 113.925 | 28.350 10 | 28.100 6 | 28.400 10 | 29.075 6T |
| 7 | BIG | * | 113.750 | 28.650 4T | 28.075 7 | 28.300 16 | 28.725 22 |
| 8 | Palmer's | * | 113.700 | 27.925 19 | 28.325 2 | 28.550 6T | 28.900 14T |
| 9 | MEGA-IL | * | 113.375 | 28.375 9 | 27.750 12 | 28.375 11T | 28.875 17T |
| 10 | CITY | * | 113.350 | 28.150 12 | 27.725 13 | 28.525 8 | 28.950 12 |
| 11 | FlipStar Gymnastics | * | 113.175 | 28.050 14T | 27.775 11 | 28.350 13 | 29.000 9 |
| 12 | Premier | * | 113.000 | 28.025 16 | 28.050 8T | 28.325 14T | 28.600 26 |
| 13 | Legacy Elite | * | 112.950 | 28.450 7 | 27.150 25T | 28.325 14T | 29.025 8 |
| 14T | Ultimate | * | 112.900 | 28.300 11 | 27.300 22T | 28.225 18 | 29.075 6T |
| 14T | Crystal Lake | * | 112.900 | 28.400 8 | 27.350 19T | 28.250 17 | 28.900 14T |
| 16 | CPD | * | 112.850 | 27.775 26 | 28.050 8T | 28.125 19 | 28.900 14T |
| 17 | X-Calibur | * | 112.725 | 27.450 30T | 27.550 14 | 28.800 3 | 28.925 13 |

Level 6,9,10 State

Team Results





Mar 16-18, 2018

| Rank | Gym | Team | Score |  |  |  |  |
|------|---------------------|------|---------|---|---|---|---|
| 18 | IGA | * | 112.675 | 27.950 17T | 27.800 10 | 27.950 24T | 28.975 10T |
| 19 | MidTwist | * | 112.150 | 28.050 14T | 26.875 32T | 28.600 5 | 28.625 25 |
| 20 | Flying High | * | 111.925 | 27.650 29 | 27.350 19T | 27.950 24T | 28.975 10T |
| 21 | Lakeshore | * | 111.825 | 27.875 21T | 27.350 19T | 27.775 31T | 28.825 19T |
| 22 | Gymkhana | * | 111.625 | 27.800 25 | 27.150 25T | 28.000 22T | 28.675 23 |
| 23 | Pride of Illinois | * | 111.550 | 27.900 20 | 26.500 39 | 28.500 9 | 28.650 24 |
| 24 | All Around | * | 111.350 | 28.100 13 | 26.875 32T | 27.925 27 | 28.450 32 |
| 25 | Midstate | * | 111.200 | 27.875 21T | 26.600 37T | 27.900 28 | 28.825 19T |
| 26T | Bartlett | * | 111.125 | 27.250 35T | 27.300 22T | 27.700 34 | 28.875 17T |
| 26T | Aerial | * | 111.125 | 27.175 38T | 27.050 27T | 28.075 20 | 28.825 19T |
| 28 | LGA | * | 111.000 | 27.825 24 | 27.400 17 | 27.375 40 | 28.400 34T |
| 29T | GYM Fact | * | 110.975 | 27.850 23 | 27.500 16 | 27.050 45 | 28.575 27 |
| 29T | Gymn Zone | * | 110.975 | 27.450 30T | 27.175 24 | 27.950 24T | 28.400 34T |
| 31 | Elite | * | 110.675 | 27.950 17T | 26.200 41 | 28.025 21 | 28.500 30T |
| 32 | Oak Lawn Pirouettes | * | 110.625 | 27.700 27T | 26.750 35T | 27.650 36T | 28.525 28T |
| 33 | FLIP | * | 110.600 | 27.250 35T | 27.375 18 | 27.850 29 | 28.125 42 |
| 34 | Gym Shop | * | 110.425 | 27.425 32 | 26.950 29 | 27.675 35 | 28.375 36 |

Level 6,9,10 State

Team Results

Mar 16-18, 2018

| Rank | Gym | Team | Score |  |  |  |  |
|------|---------------------|------|---------|---|---|---|---|
| 35 | Oak Park Gymnastics | * | 110.125 | 27.700 27T | 26.875 32T | 27.575 38 | 27.975 44 |
| 36 | Gym Corner | * | 110.100 | 27.325 34 | 26.750 35T | 27.750 33 | 28.275 40T |
| 37 | USGTC | * | 109.950 | 27.400 33 | 26.300 40 | 27.825 30 | 28.425 33 |
| 38 | Palatine | * | 109.750 | 27.175 38T | 26.600 37T | 27.650 36T | 28.325 37T |
| 39 | KIAGA | * | 109.225 | 26.550 45 | 26.900 31 | 27.250 42 | 28.525 28T |
| 40 | NGC | * | 109.050 | 26.900 42 | 26.925 30 | 27.125 44 | 28.100 43 |
| 41 | Victory Academy | * | 108.750 | 27.200 37 | 25.450 44 | 27.775 31T | 28.325 37T |
| 42 | GPD Gymn | * | 108.675 | 26.825 43 | 25.525 43 | 28.000 22T | 28.325 37T |
| 43 | SIGA | * | 108.525 | 26.600 44 | 27.050 27T | 26.600 46 | 28.275 40T |
| 44 | Trinity | * | 107.650 | 26.450 47 | 26.000 42 | 27.325 41 | 27.875 45T |
| 45 | MPSC | * | 107.150 | 27.100 40 | 24.950 45 | 27.225 43 | 27.875 45T |
| 46 | Viking | * | 106.100 | 27.050 41 | 23.100 48 | 27.450 39 | 28.500 30T |
| 47 | Morton Grove | * | 103.900 | 26.500 46 | 23.800 47 | 26.075 48 | 27.525 48 |
| 48 | Edwardsville | * | 103.825 | 25.550 48 | 24.200 46 | 26.525 47 | 27.550 47 |