





7 & 8 Illinois State Championships

Team Results

Women / 8 / Jr A, Jr B, Jr C, Jr D, Jr E
Session: All

Mar 23-25, 2018

Rank	Gym	Team	Score				
1	IGI Gymnastics	*	115.450	28.675 1	29.000 1	28.850 2	28.925 1
2	GAR	*	114.275	28.175 6	28.450 3T	28.950 1	28.700 3
3T	Legacy Elite	*	113.950	28.425 2	28.450 3T	28.300 6	28.775 2
3T	Gym Nasti	*	113.950	28.100 7	28.650 2	28.625 3	28.575 6
5	Phenom	*	113.250	27.850 9	28.325 5	28.475 4	28.600 5
6	Premier West	*	112.700	28.250 5	28.150 7	27.850 8	28.450 7
7	CITY Club Gymnastics	*	112.450	27.775 10T	28.300 6	27.750 9	28.625 4
8	UGA	*	111.650	28.375 3	26.850 14	28.375 5	28.050 11T
9	Naperville Gymnastic	*	111.600	28.000 8	27.925 8	27.550 11	28.125 9
10	World Class	*	110.950	27.275 13	27.375 10	28.200 7	28.100 10
11	Crystal Lake Gymnast	*	109.975	28.275 4	27.475 9	26.600 16	27.625 15T
12	Ultimate Gurnee	*	109.150	27.000 16	27.000 13	26.925 14T	28.225 8
13	BIG Gymnastics	*	108.650	27.225 15	26.175 19	27.325 12	27.925 14
14	Flying High	*	108.600	26.650 17	26.350 15	27.625 10	27.975 13
15	Energym Gymnastics	*	108.150	27.775 10T	27.050 11	26.425 17T	26.900 19
16	Libertyville Gymnast	*	108.025	27.675 12	26.275 18	26.025 19	28.050 11T
17	Huntley Gymnastics	*	107.700	27.250 14	27.025 12	26.425 17T	27.000 17
18	KIAGA	*	106.200	25.825 18	25.500 20	27.250 13	27.625 15T





7 & 8 Illinois State Championships

Team Results

Mar 23-25, 2018

Page: 2
Printed: 3/24/2018 11:31:50 PM

Women / 8 / Jr A, Jr B, Jr C, Jr D, Jr E
Session: All





Rank	Gym	Team	Score				
19	Trinity	*	105.375	25.225 20	26.300 16T	26.925 14T	26.925 18
20	Action Gymnastics	*	103.050	25.425 19	26.300 16T	25.325 20	26.000 20

7 & 8 Illinois State Championships

Team Results

Women / 8 / Sr A, Sr B, Sr C, Sr D, Sr E
Session: All

Mar 23-25, 2018

Rank	Gym	Team	Score				
1	Phenom	*	112.325	28.825 1	27.550 3	27.525 4	28.425 3T
2	IGI Gymnastics	*	111.650	28.625 2	26.825 10	27.950 1	28.250 5
3	Flying High	*	111.325	26.925 13	27.875 1	27.925 2	28.600 1
4	Premier West	*	111.100	27.875 6T	27.475 4T	27.725 3	28.025 7
5	Legacy Elite	*	110.875	28.575 3	27.075 8	27.275 6	27.950 9
6	Gymnastics Etc.	*	110.225	27.775 8	26.500 13	27.450 5	28.500 2
7	St. Charles Gymnast	*	110.050	27.225 11	27.475 4T	26.925 9	28.425 3T
8	Crystal Lake Gymnast	*	109.600	28.325 4	27.600 2	26.400 16	27.275 13
9	Flips Gymnastics	*	108.925	27.875 6T	27.100 7	26.825 12	27.125 15
10	Gym Nasti	*	108.875	27.250 10	27.250 6	26.850 11	27.525 12
11	Dreams Gymnastics	*	108.350	28.000 5	26.675 11	26.900 10	26.775 18
12	Bartlett Gymnastics	*	107.825	26.475 15T	26.125 15	27.250 7	27.975 8
13	Gymkhana	*	107.700	26.475 15T	26.925 9	26.650 15	27.650 10
14	Premier Gymnastics	*	106.975	27.400 9	25.125 18	26.275 18	28.175 6
15	Huntley Gymnastics	*	106.000	26.425 18	25.375 16	26.975 8	27.225 14
16	Ultimate Gurnee	*	105.550	26.475 15T	25.275 17	26.750 13	27.050 16
17	The Gymnastics Zone	*	105.375	25.950 20	26.600 12	26.300 17	26.525 21
18	Infinity Gymnastics	*	103.875	25.625 21	24.725 19	26.700 14	26.825 17

7 & 8 Illinois State Championships

Team Results





Mar 23-25, 2018

Page: 2

Printed: 3/24/2018 11:32:10 PM

Women / 8 / Sr A, Sr B, Sr C, Sr D, Sr E

Session: All

Rank	Gym	Team	Score				
19	CIGA	*	103.550	27.175 12	23.600 20	25.200 20	27.575 11
20	Flip Star Gymnastics	*	100.550	25.375 22	23.125 21	25.475 19	26.575 20
21	Naperville Gymnastic	*	94.500	26.000 19	26.475 14	24.050 21	17.975 25
22	Midwest Elite Gym	*	82.325	26.650 14	18.825 22	18.375 23	18.475 23T
23	Oak Park Gymnastics	*	76.125	17.450 25	15.050 26	16.900 28	26.725 19





7 & 8 Illinois State Championships

Page: 1
Printed: 3/24/2018 11:32:23 PM

Team Results

Women / 8 / All Ages
Session: All

Mar 23-25, 2018





Rank	Gym	Team	Score				
1	IGI Gymnastics	*	115.575	28.800 2	29.000 1	28.850 2	28.925 1
2	Phenom	*	114.300	28.825 1	28.325 5	28.475 4	28.675 5
3	GAR	*	114.275	28.175 9	28.450 3T	28.950 1	28.700 3T
4	Legacy Elite	*	114.225	28.700 3	28.450 3T	28.300 6	28.775 2
5	Gym Nasti	*	114.175	28.325 8	28.650 2	28.625 3	28.575 9
6	Premier West	*	113.300	28.525 6	28.250 7	28.050 10	28.475 10
7	CITY Club Gymnastics	*	112.600	27.925 12T	28.300 6	27.750 12	28.625 7
8	St. Charles Gymnast	*	112.575	27.925 12T	27.850 12	28.150 9	28.650 6
9	Gymnastics Etc.	*	112.525	28.575 5	27.550 15T	27.700 14	28.700 3T
10	Flying High	*	111.750	27.025 28	27.875 11	28.250 7	28.600 8
11	UGA	*	111.650	28.375 7	26.850 22	28.375 5	28.050 16T
12	Naperville Gymnastic	*	111.600	28.000 10T	27.925 9	27.550 15T	28.125 14
13	Crystal Lake Gymnast	*	111.250	28.625 4	27.950 8	27.025 27	27.650 24T
14	World Class	*	110.950	27.275 23T	27.375 18	28.200 8	28.100 15
15	Premier Gymnastics	*	110.825	27.850 17	27.550 15T	27.150 26	28.275 12
16	Bartlett Gymnastics	*	110.525	27.275 23T	27.500 17	27.450 18	28.300 11
17	Ultimate Gurnee	*	110.500	27.525 21	27.200 19	27.550 15T	28.225 13
18T	Chicago Park Dist	*	110.125	27.775 18	26.550 27T	27.950 11	27.850 19

7 & 8 Illinois State Championships

Team Results

Women / 8 / All Ages
Session: All

Mar 23-25, 2018

Rank	Gym	Team	Score				
18T	Energym Gymnastics	*	110.125	27.875 14T	27.050 21	27.425 19T	27.775 21T
20	Flips Gymnastics	*	110.000	27.875 14T	27.100 20	27.400 21T	27.625 26T
21	Gym Kinetics	*	109.900	27.875 14T	26.750 24	27.500 17	27.775 21T
22	Gymkhana	*	109.875	26.900 29	27.900 10	27.425 19T	27.650 24T
23	Huntley Gymnastics	*	109.725	27.425 22	27.650 14	27.225 25	27.425 30
24	BIG Gymnastics	*	109.525	27.575 20	26.550 27T	27.400 21T	28.000 18
25	Infinity Gymnastics	*	108.725	26.875 30	26.825 23	27.400 21T	27.625 26T
26	Libertyville Gymnast	*	108.500	27.675 19	26.275 31	26.500 30	28.050 16T
27	Dreams Gymnastics	*	108.350	28.000 10T	26.675 25	26.900 29	26.775 35
28	Gymnastics X-Calibur	*	106.850	26.850 31	25.900 33	26.275 34	27.825 20
29	KIAGA	*	106.200	25.825 37	25.500 35	27.250 24	27.625 26T
30	Trinity	*	105.775	25.450 39	26.300 29T	26.975 28	27.050 33
31	Gymnastics Factory	*	105.500	27.175 25T	25.850 34	25.675 36	26.800 34
32	The Gymnastics Zone	*	105.375	25.950 35	26.600 26	26.300 33	26.525 37
33	Flip Star Gymnastics	*	104.875	26.525 33	24.900 37	26.375 31	27.075 32
34	Palatine Gym Club	*	104.675	25.850 36	25.375 36	26.350 32	27.100 31
35	Gem City Gymnastics	*	104.500	26.175 34	26.125 32	26.075 35	26.125 38
36	CIGA	*	103.550	27.175 25T	23.600 38	25.200 38	27.575 29





7 & 8 Illinois State Championships

Team Results

Women / 8 / All Ages

Session: All

Mar 23-25, 2018

Rank	Gym	Team	Score				
37	Action Gymnastics	*	103.250	25.625 38	26.300 29T	25.325 37	26.000 39
38	Gym Corner	*	101.175	27.175 25T	27.700 13	27.725 13	18.575 40
39	Midwest Elite Gym	*	82.325	26.650 32	18.825 40	18.375 40	18.475 41
40T	Oak Park Gymnastics	*	76.125	17.450 45	15.050 46	16.900 48	26.725 36
40T	All Around Gymnastic	*	76.125	18.175 41	22.225 39	17.525 46	18.200 43
42	Palmers	*	74.175	9.575 49	18.175 41	18.725 39	27.700 23
43	Aspire Gymnastics	*	67.300	16.675 47	15.175 45	17.925 42	17.525 47